

# RG-IS2700G

V1.22

2023-09-28


copyright © 2023

copyright © 2023



7\*24h

7\*24h





/

---

2.

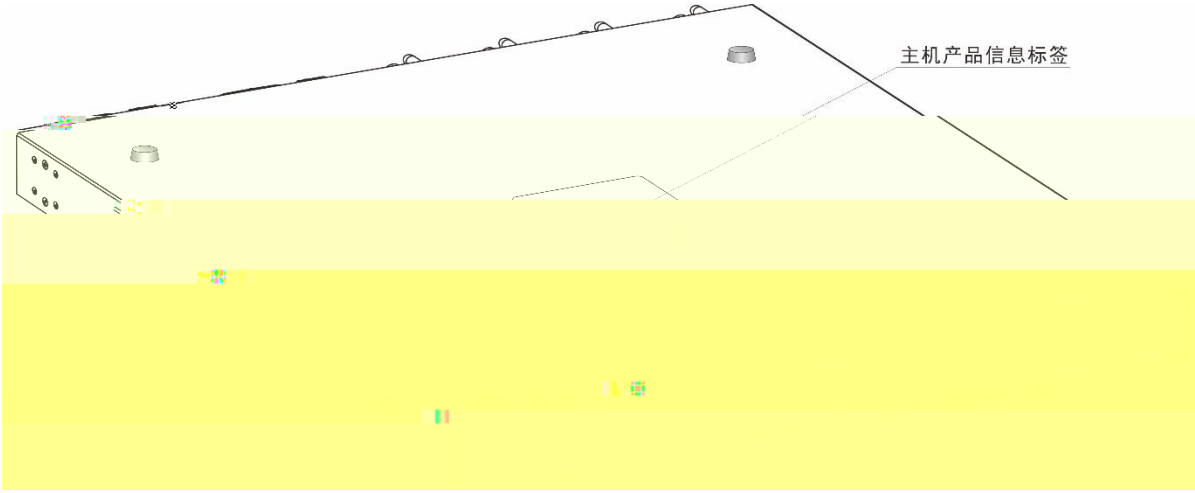
1


RG-IS2700G  
QOS

**RG-IS2700G**




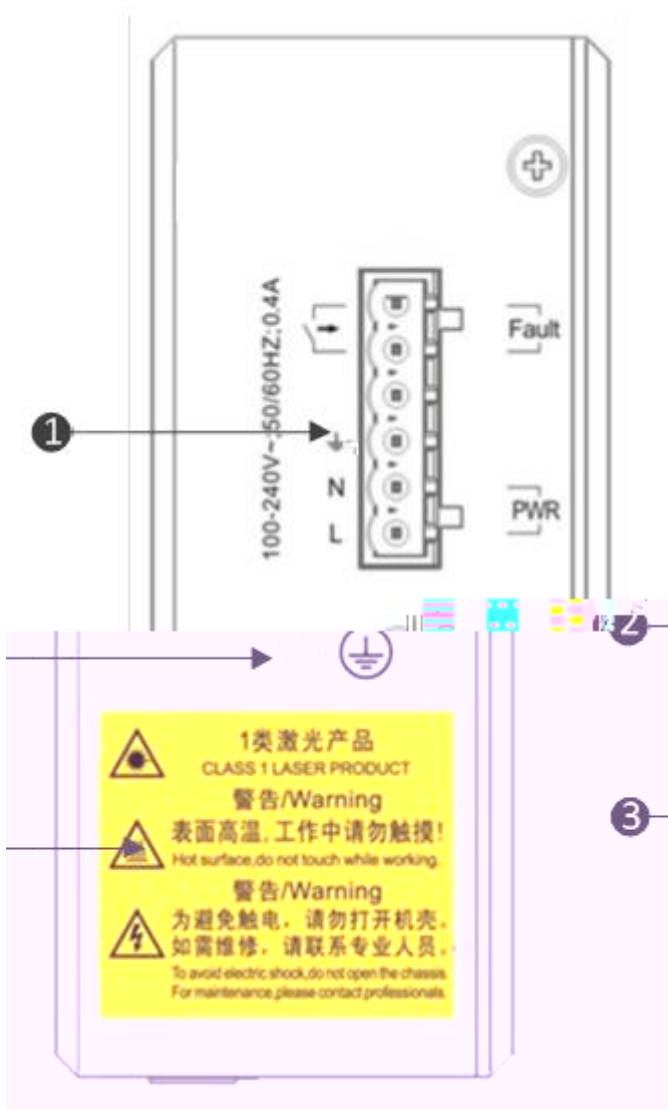






1-2 RG-IS2712G







85-265V~

50-60Hz

0.4A

10A

RG-IS2712G

10cm


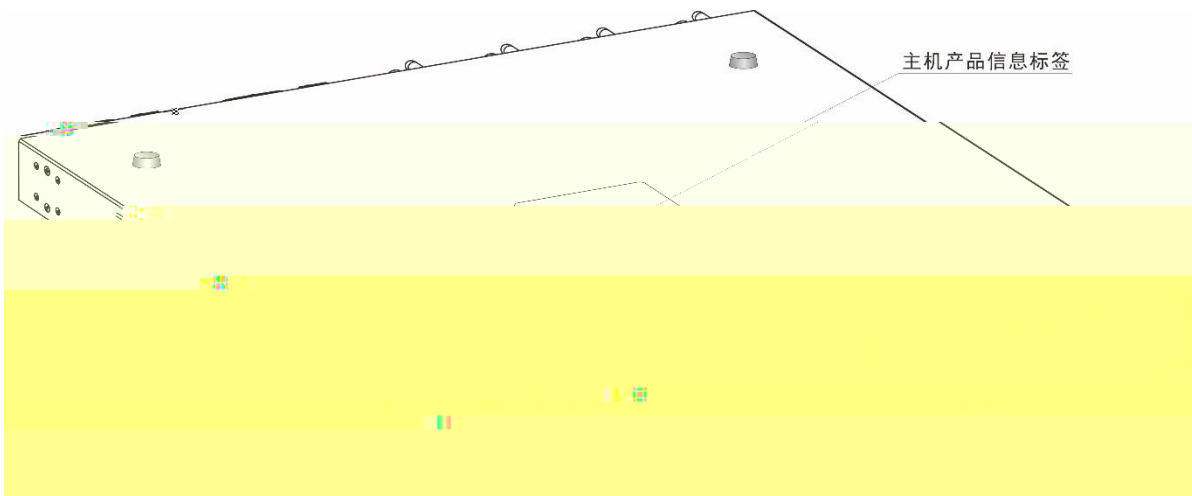
	Status		
			5.2
RJ-45	1~8		Link
			Link up
SFP	9F 12F		Link
			Link Up

## 1.2 RG-IS2706G





3.



RG-IS2706G

4 10/100/1000Base-T


2

SFP

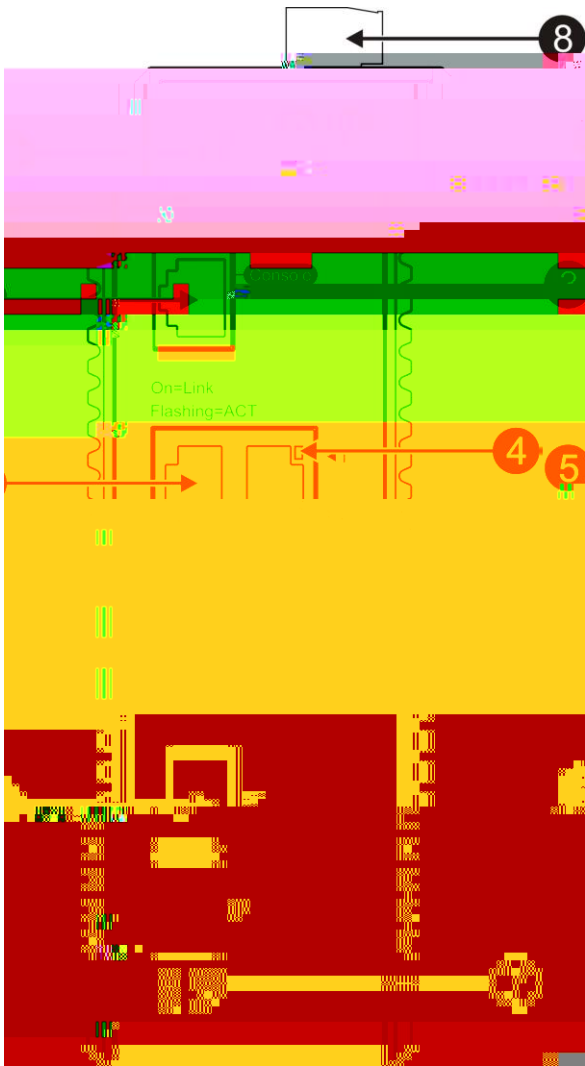
1

Console

1-4 RG-IS2706G

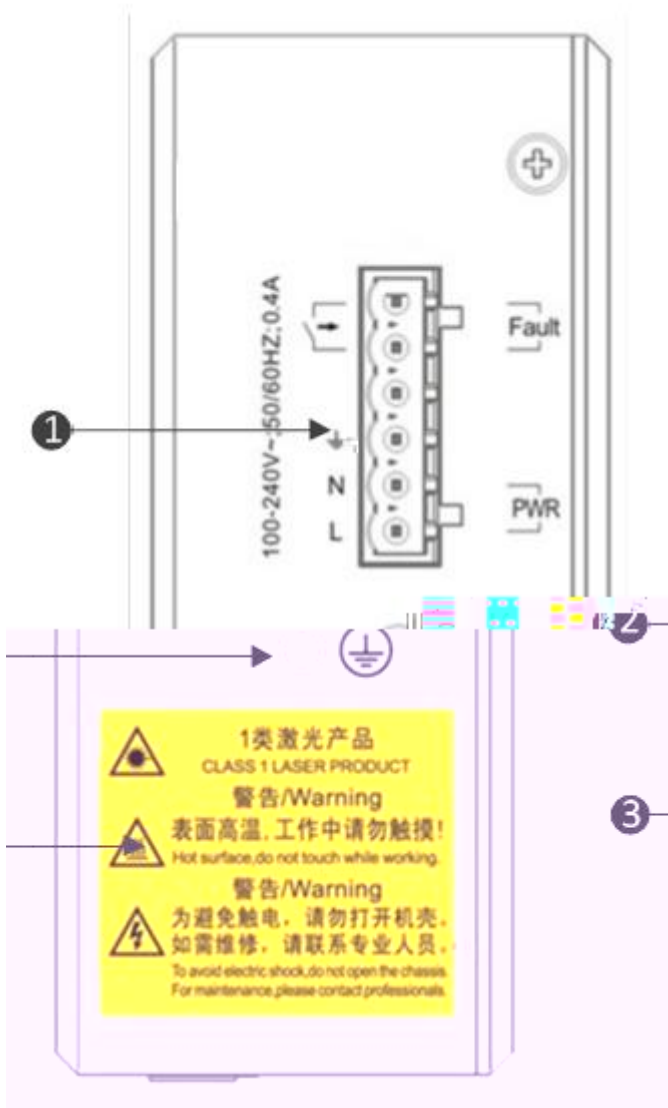


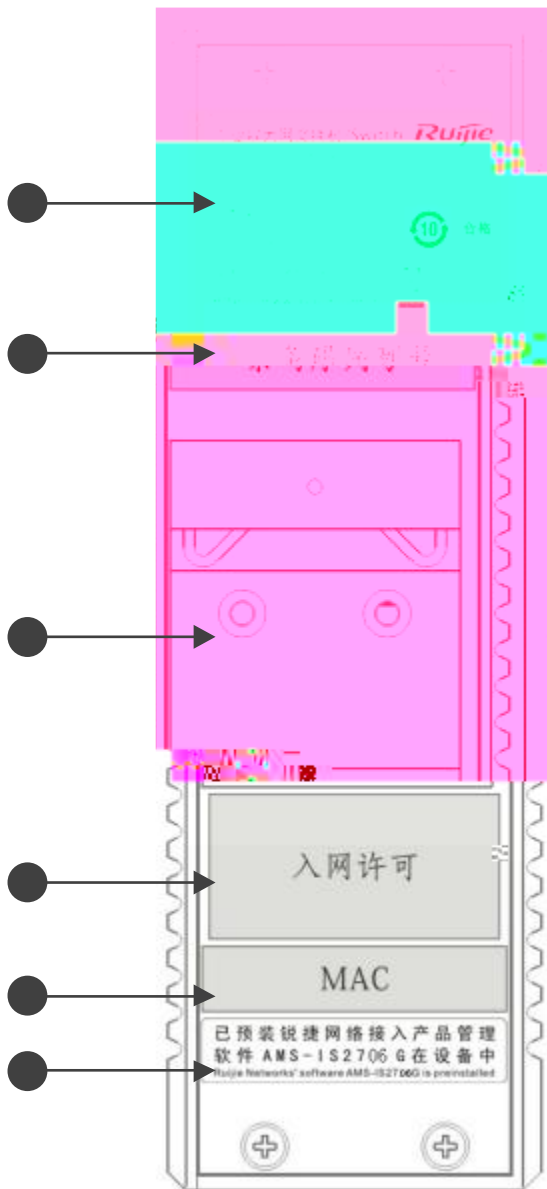
1-5 RG-IS2706G



Reset	10/100/1000Base-T
Console	1000Base-X SFP /2.5G
10/100/1000Base-T	1000Base-X SFP

1-6 RG-IS2706G





RS-2706G	MAC
DIN	

RG-IS2706G

AC

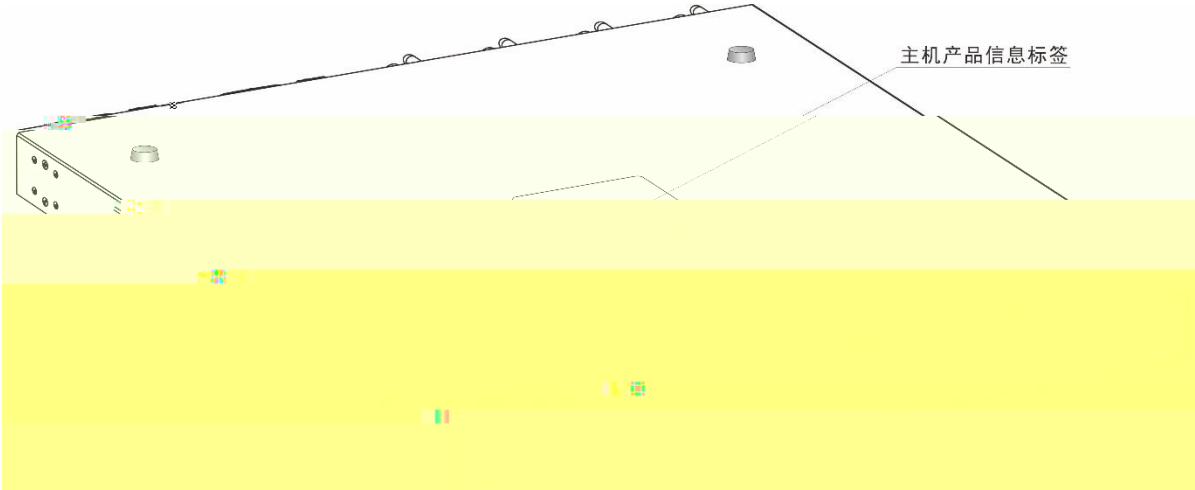
100-240V~


85-265V~

50-60Hz




	<p>GE-SFP-STACK1.6M</p> <hr/> <p>BIDI <span style="float: right;">GE-SFP-LX20-SM1310-BIDI</span></p> <p>GE-SFP-LX20-SM1550-BIDI BIDI <span style="float: right;">B-3</span></p> <hr/>
SFP	<p>1000Base-X</p> <p>2.5G</p>



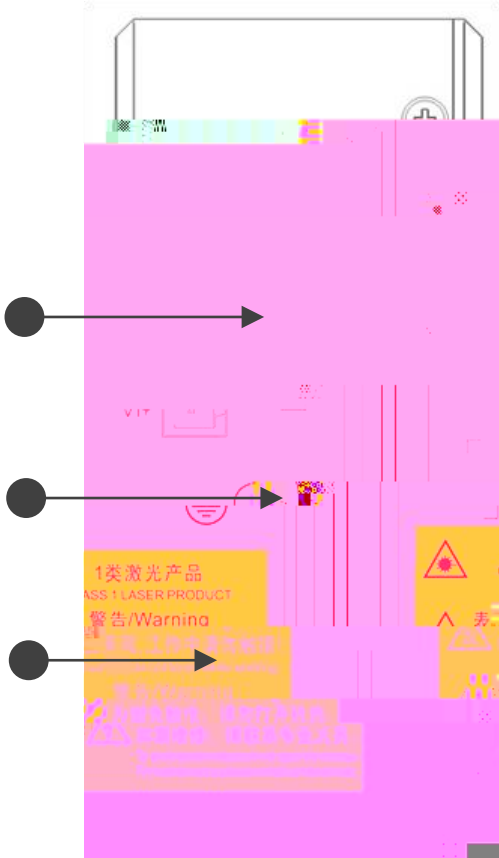


1-8 RG-IS2712G-DC



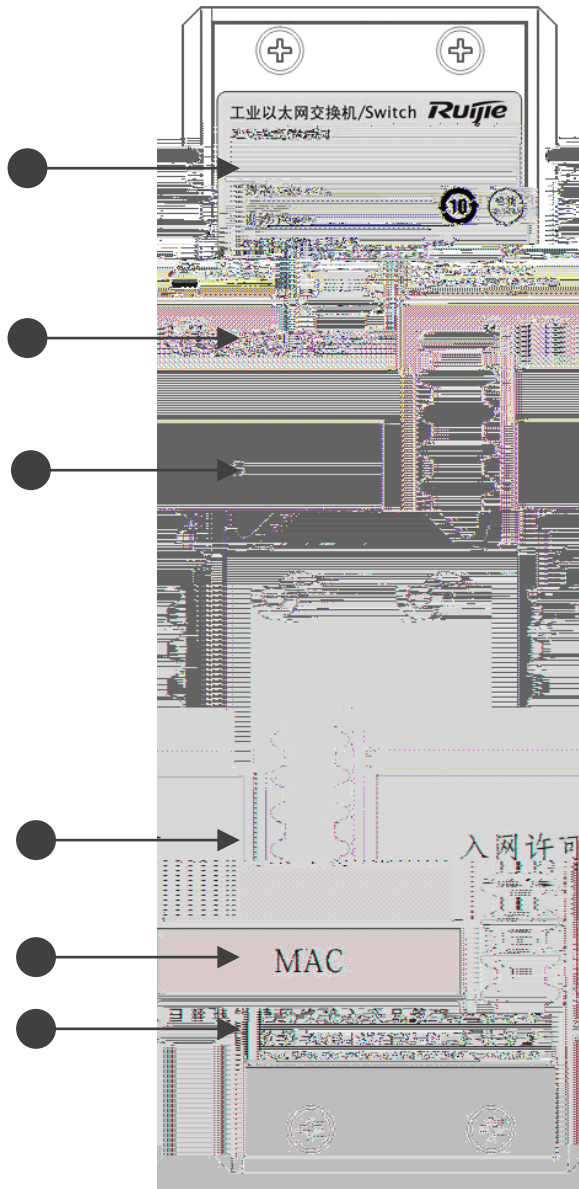
Reset	10/100/1000Base-T
Console	1000Base-X SFP /2.5G
10/100/1000Base-T	1000Base-X SFP

1-9 RG-IS2712G-DC



PWR

Fault



RS-2712G-DC	MAC
DIN	

RG-IS2712G-DC

DC

24VDC 48VDC

18-72VDC

1.0A

RG-IS2712G-DC

10cm

	Status		
			5.2
RJ-45	1~8		Link
			Link up
SFP	9F 12F		Link
			Link Up





## 2.1.6

/



18

24

---

## 2.2

RG-IS2700G

### 2.2.1

RG-IS2700G

10cm

### 2.2.2

RG-IS2700G

-40°C ~ 85°C	10%-90%( )

---

1.5m

0.4m

---

### 2.2.3

0.5μ m	/ m <sup>3</sup>	3.5× 10 <sup>6</sup>
5μ m	/ m <sup>3</sup>	3× 10 <sup>4</sup>

	(mg/m <sup>3</sup> )	(mg/m <sup>3</sup> )
SO <sub>2</sub>	0.3	1.0
H <sub>2</sub> S	0.1	0.5
NO <sub>2</sub>	0.5	1.0
Cl <sub>2</sub>	0.1	0.3

---

30

---

## 2.2.4

RG-IS2700G

## 2.2.8

RG-IS2700G

## 2.3

,

,

BIDI

B-3

## 2.4


---

RG-IS2700G

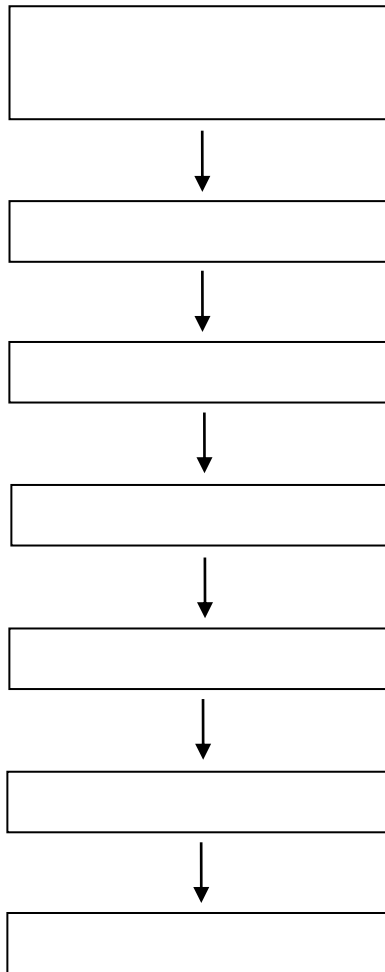
---

# 3

---

---

## 3.1



## 3.2

### **3.3 RG-IS2700G**


:

10

#### **3.3.1**

1)

2) DIN





### 3.3.2

1. RG-IS2706G RG-IS2712G

1) 3

6


3 L

1 PE

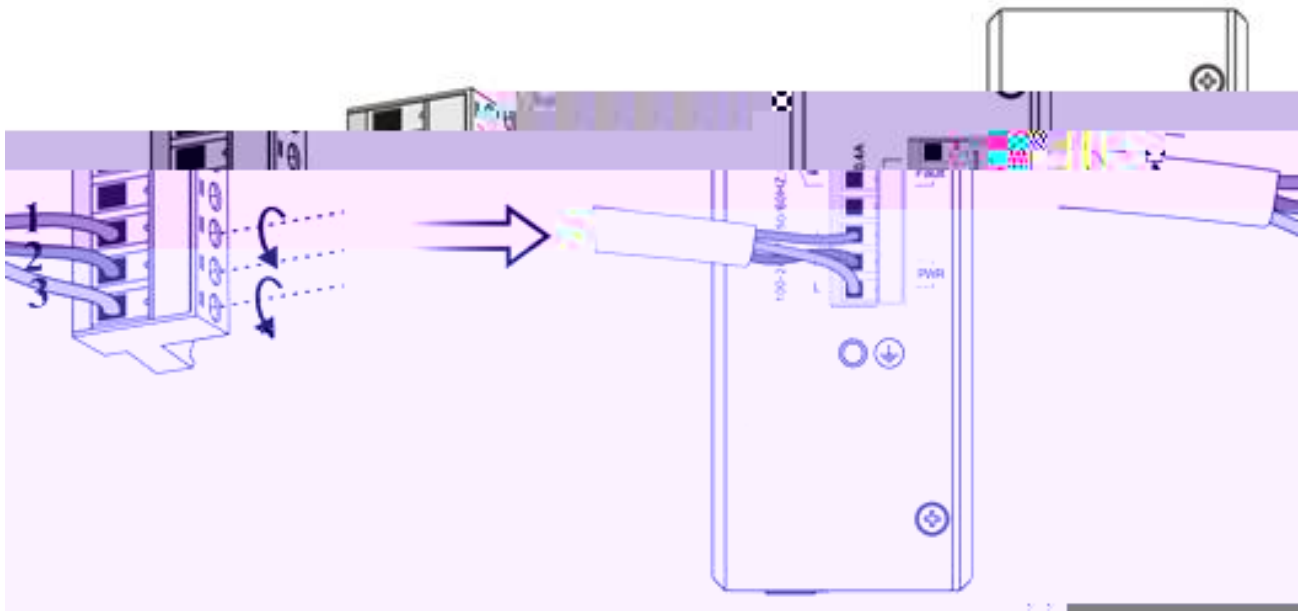
2 N



2)



3-2



2. RG-IS2712G-DC



1) RG-IS2712G-DC

6

PWR1 PWR2  
V1+/V2+

2

V1-/V2-



2)

RG-IS2712G-DC

220V

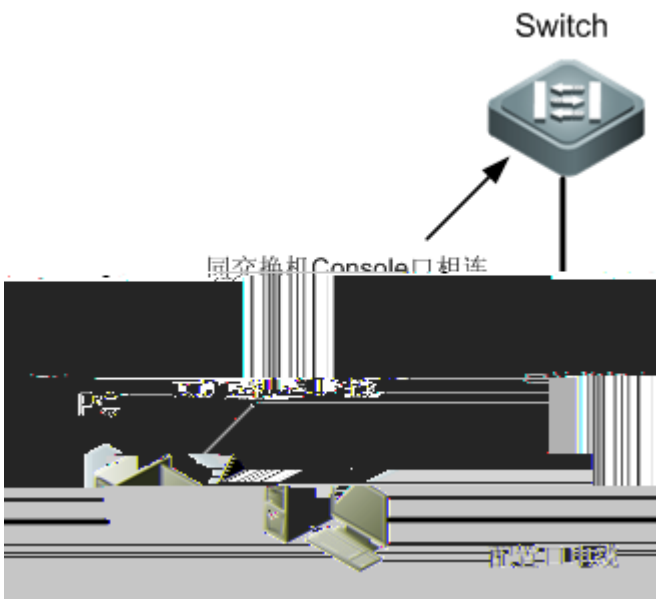


# 4

## 4.1

PC Console

4-1



DB-9

PC

RJ-45

Console

PC

PC

Windows3.1

Terminal

Windows 95/98/NT/2000/XP

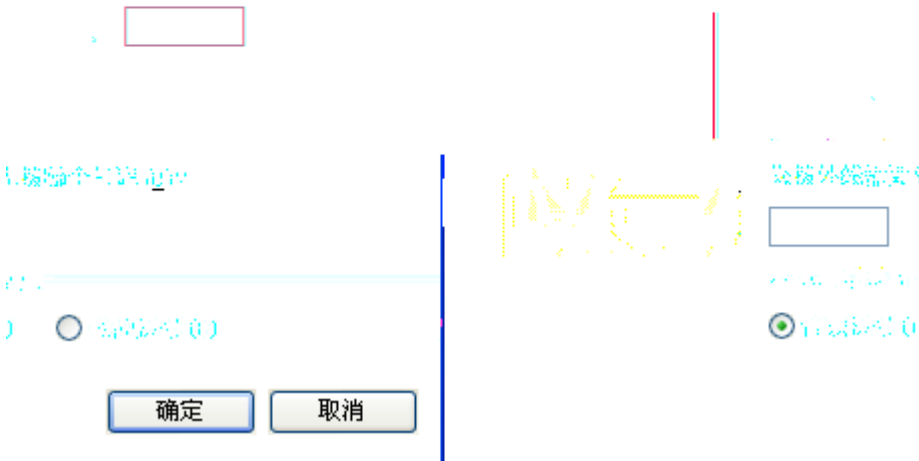
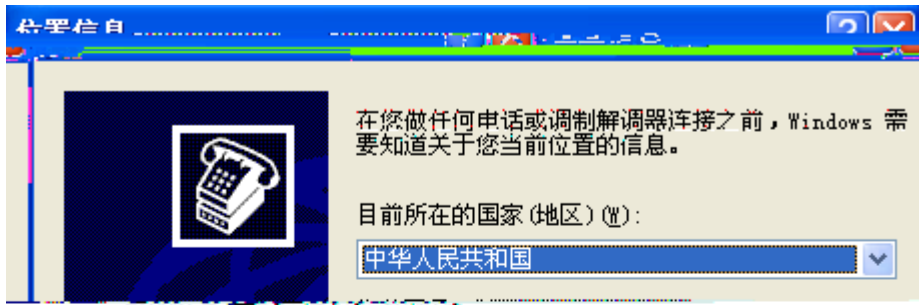
9600

8

1

1) " " " " " " " "

4-2



2) 单击“确定”。

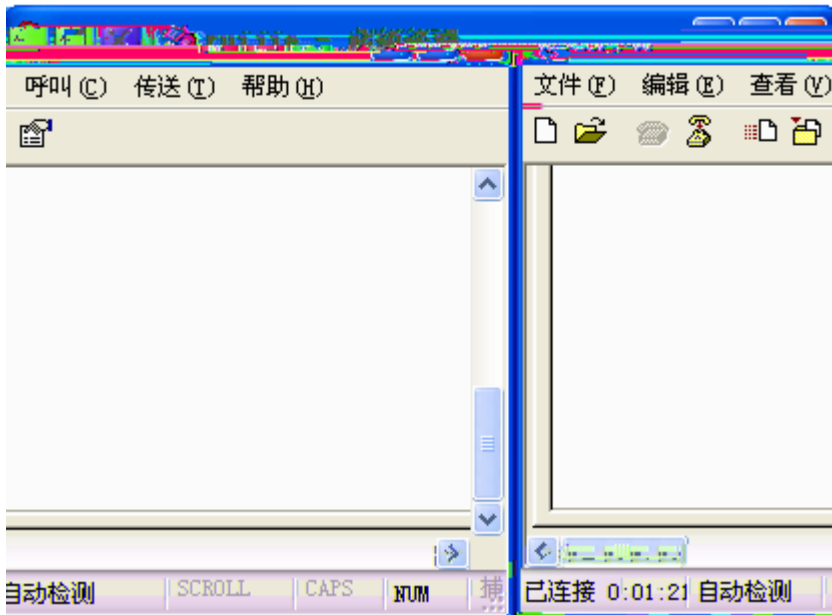
4-3



3) 单击“确定”。

4-4





## 4.2

PC

# 5

## 5.1

## 5.2

	-	
status		

Status



**A**

<b>Switch</b>	<b>Switch</b>	<b>Switch</b>	<b>Switch</b>
1 IRD +	1 OTD +	1 IRD +	OTD +
2 IRD -	2 OTD -	2 IRD -	OTD -

## B Mini-GBIC

SFP

SFP  
SFP

Mini-GBIC

**Mini-GBIC SFP**

B- 1 SFP

Mini-GBIC(SFP)	(nm)		
----------------	------	--	--

B-2 SFP

				AWG	Gb/s	DDM Yes/No
GE-SFP-STACK1.6M		SFP	1.6	28	2.5G	No

---

ESD

ñ

V

ñ

v

d

b

!

---

B-3 SFP BIDI

/	
/20km	GE-SFP-LX20-SM1310-BIDI GE-SFP-LX20-SM1550-BIDI
/40km	GE-SFP-