- WEB

WEB

1. WEB

1 WEB

1.1 WEB

WEB IE

WEB WEB WEB WEB

WEB WEB IE

1.2

1.2.1

Â WEB WEB WEB PC

IPAD

Â IE6.0 IE7.0 IE8.0 IE max thon WEB

Â 1024 * 768 1280 * 1024 1440 * 960

1.2.2

Â WEB

Â WEB

Â IP

1.3 WEB

WEB WEB “WEB ”

& لإ Ị WEB گ Enable ʒ ļ Ƙ م ő م ﺑﺮ بم . بم . Enable Ʊ ĭ Ƙ م ¢

1.4 WEB

IP IP WEB

IP http://192.168.1.200,

1-1

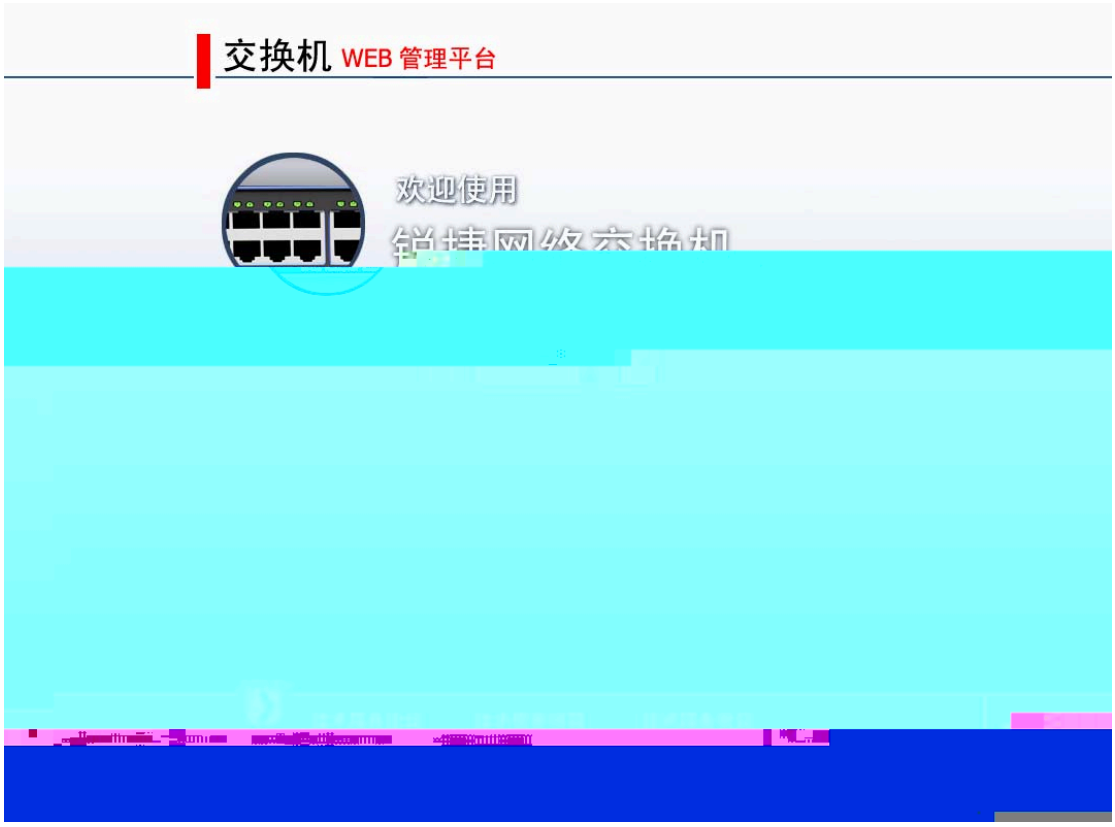

“ ”

1-2

WEB

1-3 WEB

1.5 ζ ㄱ P

ip “ ”

1-5 IP

IP “ ”

1.5.2 VLAN

“ VLAN

VLAN

1-6 VLAN

VLAN

VLAN VLAN VLAN

“ ”

1-7 VLAN

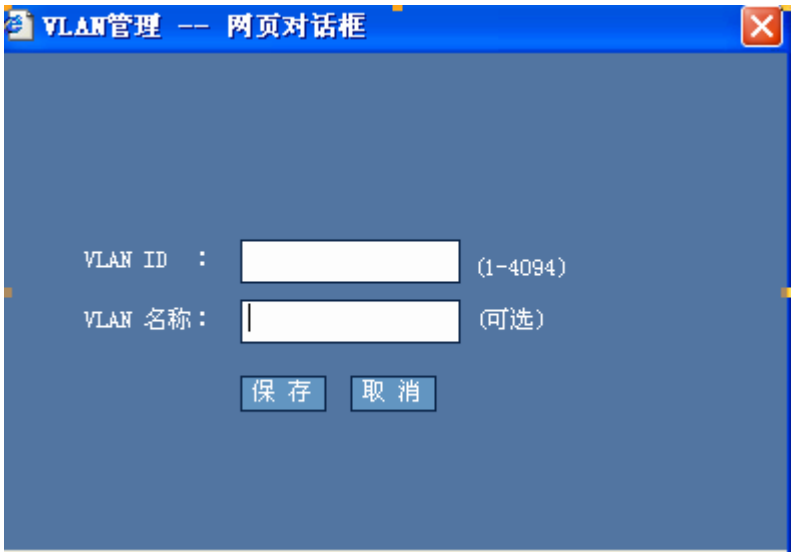

VLAN ID VLAN “ ” VLAN VLAN

VLAN “ ”

VLAN “ ”

1-8 VLAN



VLAN “ ” VLAN

VLAN

1-9 VLAN

VLAN ID “ ”

1.5.3

“ ”

1-10

IP

IP “ ”

1.5.4

“ ”

1-11

“ ”

1-12

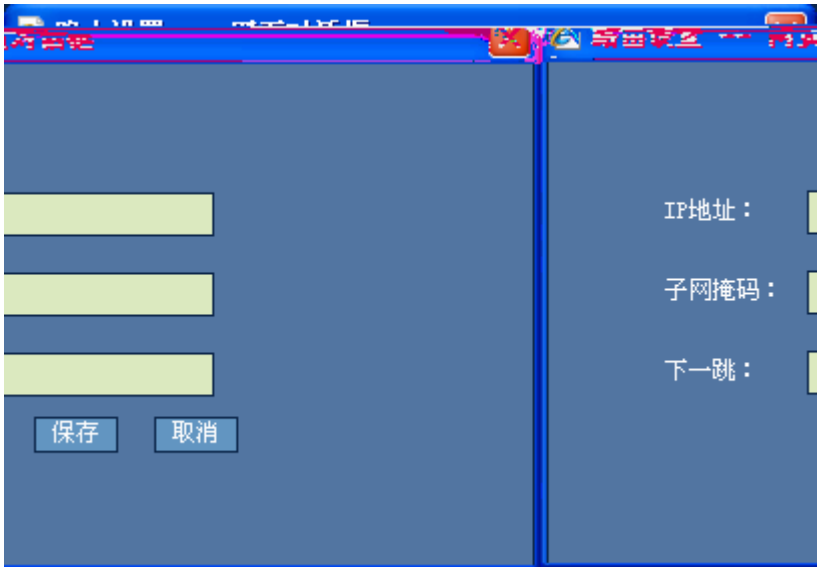

IP “ ”

“ ”

1.5.5

“ ”

1-13

“ ”

“ ”

1.5.6

“ ”

1-14

输入限速
输出限速
端口输入限速设置
注意：不限速的端口，保持对应文本框为空（1byte=8bit）。瞬时速率值只能为2的n次方，10G口最小值为8。
端口
输入速率限制
瞬时速率限制
GigabitEthernet 0/4
GigabitEthernet 0/7
GigabitEthernet 0/9
GigabitEthernet 0/10
GigabitEthernet 0/11
取消全部输入限速
保 存

2 n “ ”

“ ”

1-15

输入限速
输出限速
端口输出限速设置
注意：不限速的端口，保持对应文本框为空（1byte=8bit）。瞬时速率值只能为2的n次方，10G口最小值为8。
端口
输出速率限制 (64-1000000 KBit/s)
瞬时速率限制 (4-16380 K)
GigabitEthernet 0/1
GigabitEthernet 0/2
GigabitEthernet 0/3
GigabitEthernet 0/4
GigabitEthernet 0/5
GigabitEthernet 0/6
GigabitEthernet 0/7
GigabitEthernet 0/8
GigabitEthernet 0/9
GigabitEthernet 0/10
GigabitEthernet 0/11
保 存
取消全部输出限速

“ ”

“ ”

1.5.7

“ ”

1-16

聚合端口设置
注意：若选择的算法为缺省算法，配置后将不显示！
流量平衡算法选择
保 存
Help
聚合端口
最多成员端口数
二层端口
模式
新 建
全 选
删 除

Â

“ ”

Â

“ ”

1-17

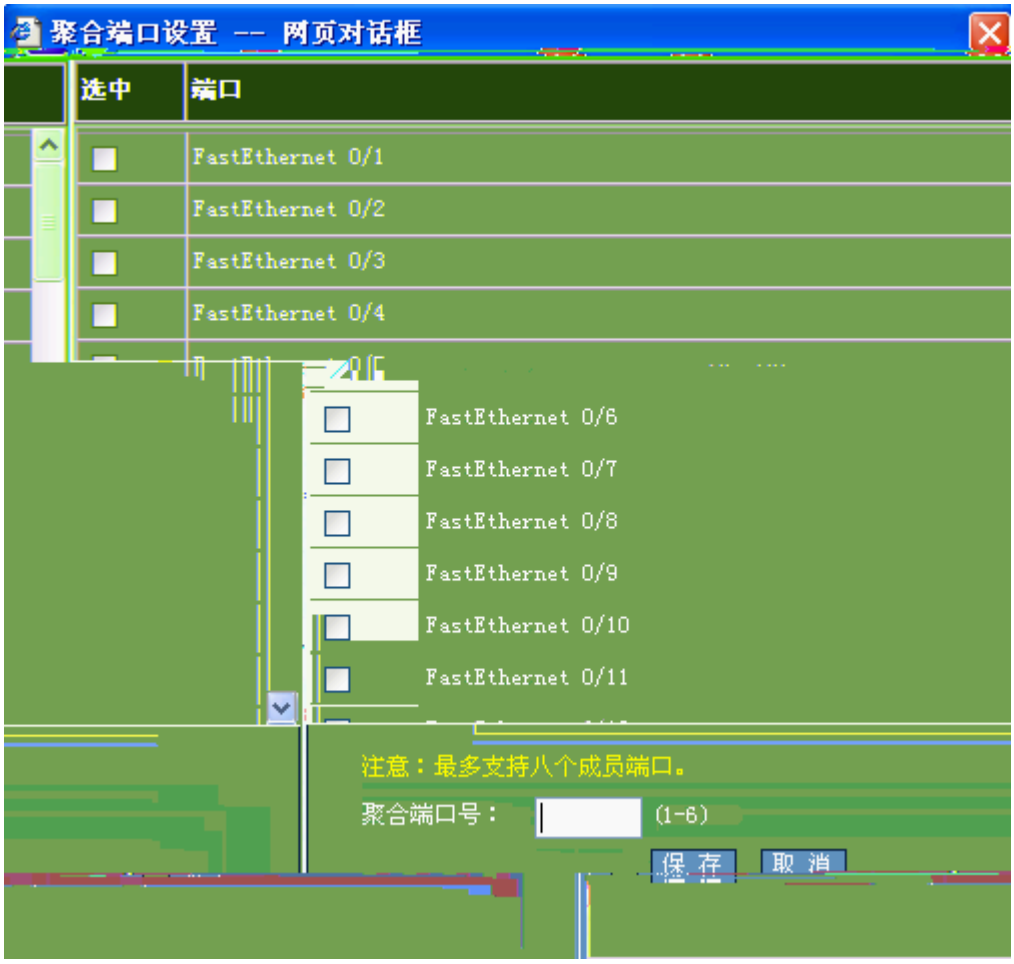
聚合端口设置 -- 网页对话框
选中
端口
FastEthernet 0/1
FastEthernet 0/2
FastEthernet 0/3
FastEthernet 0/4
FastEthernet 0/6
FastEthernet 0/7
FastEthernet 0/8
FastEthernet 0/9
FastEthernet 0/10
FastEthernet 0/11
注意：最多支持八个成员端口。
聚合端口号：
(1-6)
保 存
取 消

“ ”

Â

“ ”

1.5.8

“ ”

1-18

“ ”

1.5.9 DHCP

“DHCP ”

DHCP

1-19 DHCP

Â / DHCP

/ DHCP “ ”

Â DHCP

DHCP “ ” DHCP

“ ”

1.5.10 IGMP Snooping

“ IGMP Snooping ”

IGMP Snooping

1-20 IGMP Snooping

IGMP Snooping “ ” ivgl svgl ivgl-svgl svgl ivgl-svgl IP “ ” IGMP Snooping “ ” “ ”

1.5.11STP

“STP ”

STP

1-21 STP

“ STP ” “ ” STP MSTP MSTP BPDU “ ”

MSTP MSTP VLAN -VLAN “ ” -VLAN

1.5.12SNMP

“SNMP ”

SNMP

1-22 SNMP

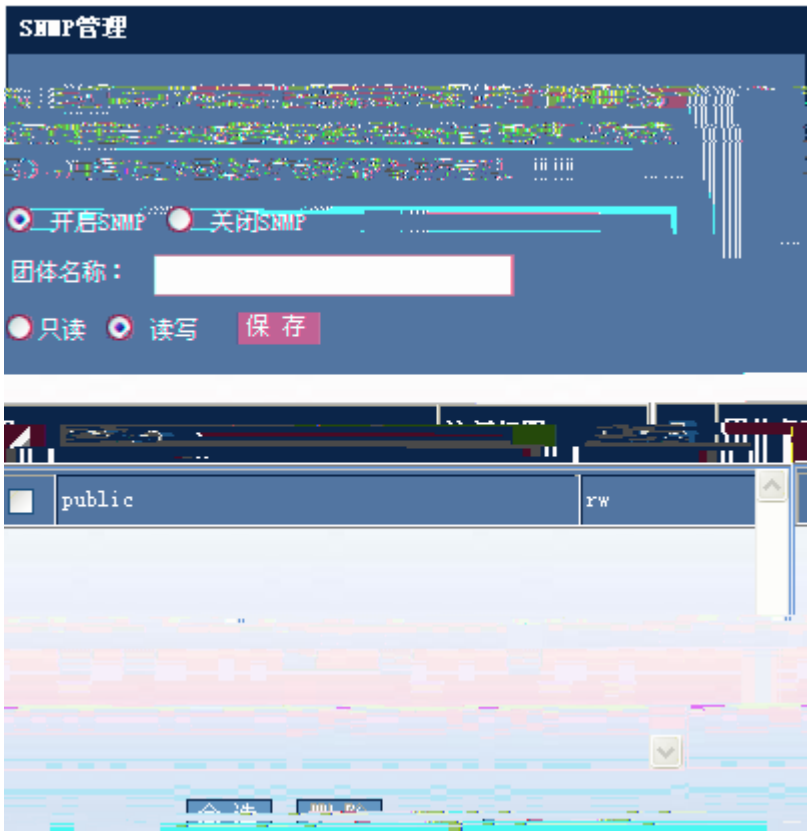

SNMP “ SNMP ”

“ ” SNMP “ SNMP ” “ ”

“ ”

1.5.13N F PP

“ N F PP ”

N F PP

1-23 N F PP

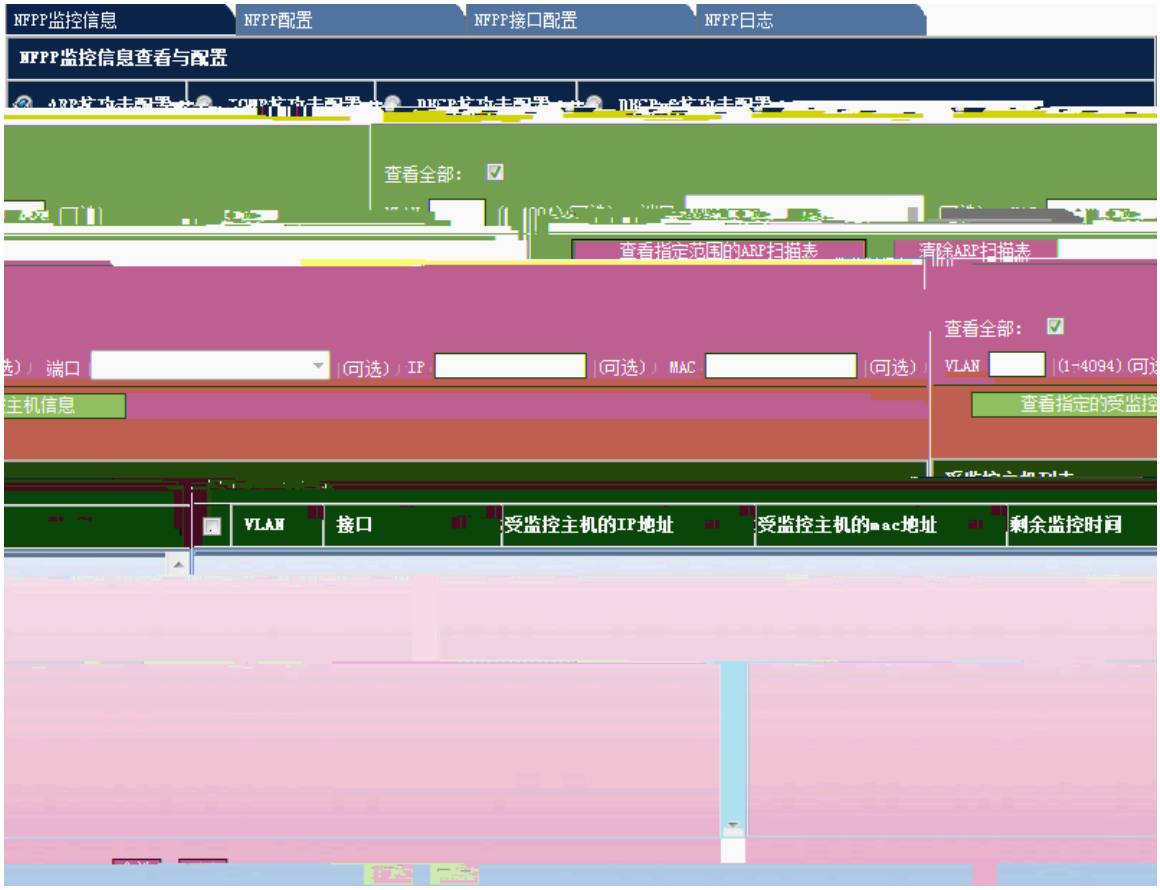

NFPP

1） ARP

1-24 NFPP —ARP

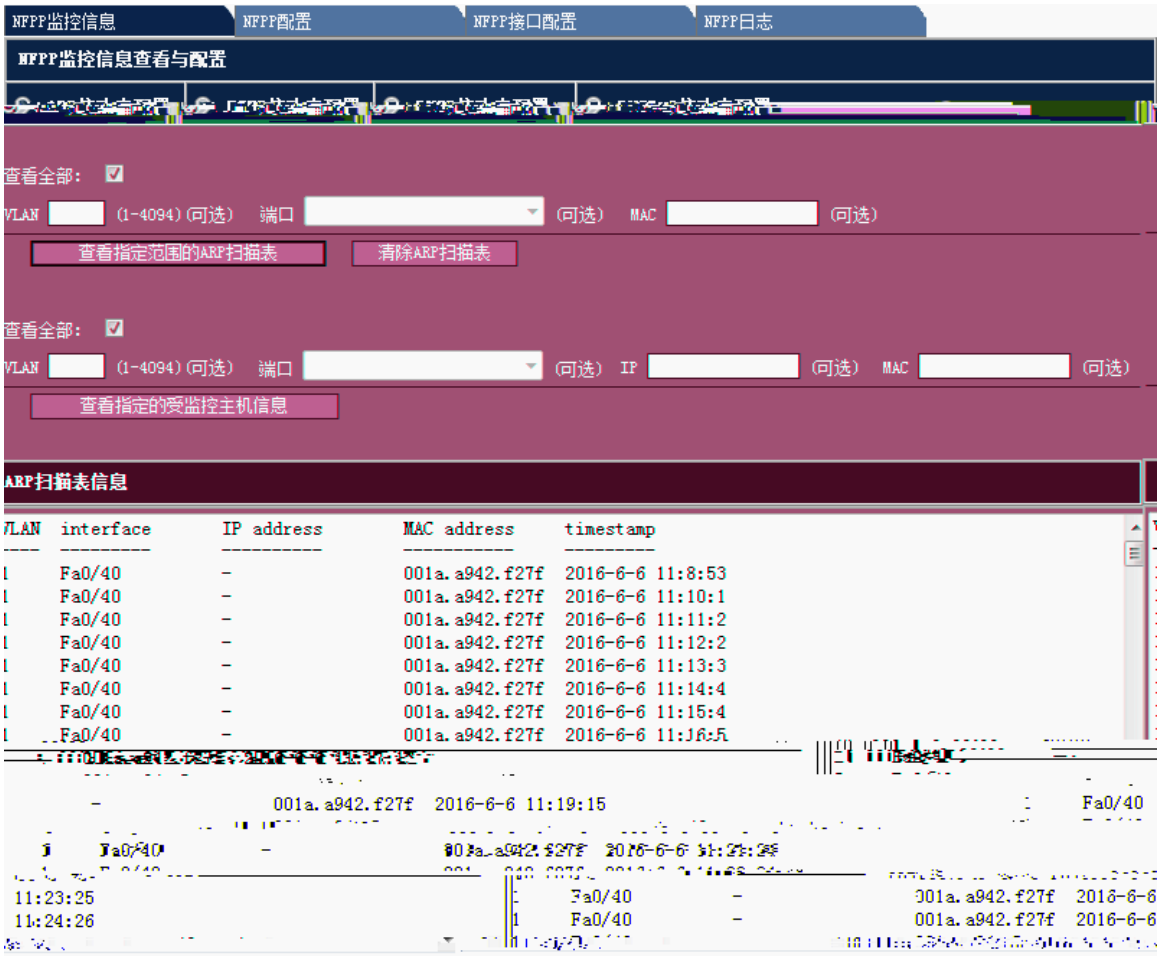

ARP “ ARP ”

ARP “ ” ARP

“ ARP ” ARP “ ”

“ ”

“ ” “ ” “

”

2) ICMP

1-25 N F PP —ICMP

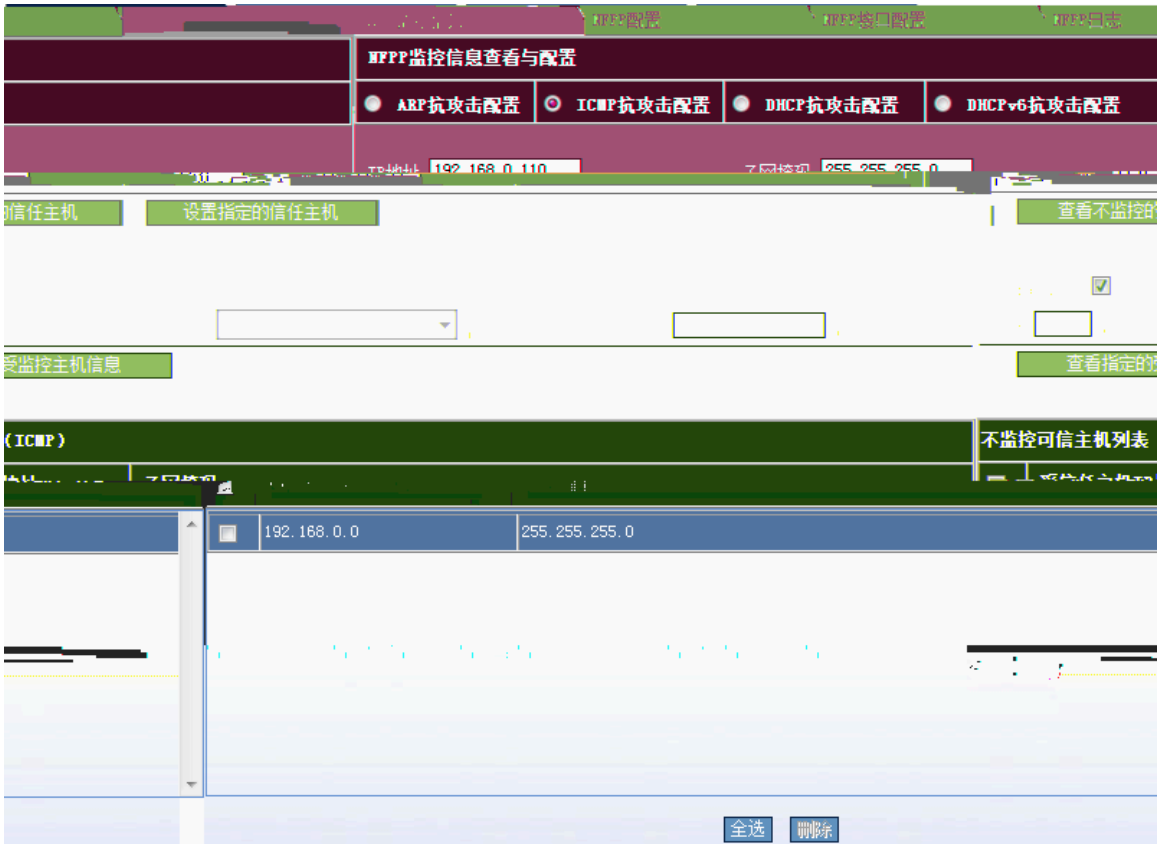

ICMP “ ”

IP “ ”

“ ” “

”

3) D HCP

Ḍ = }ž “ Ǝ ɲ Ǒ v v

D HCP “

” “ ”

4) D HCPv6

1-27 N F PP —D HCPv6

D H CPv6 “
” “ ”

N F PP

1-28 N F PP

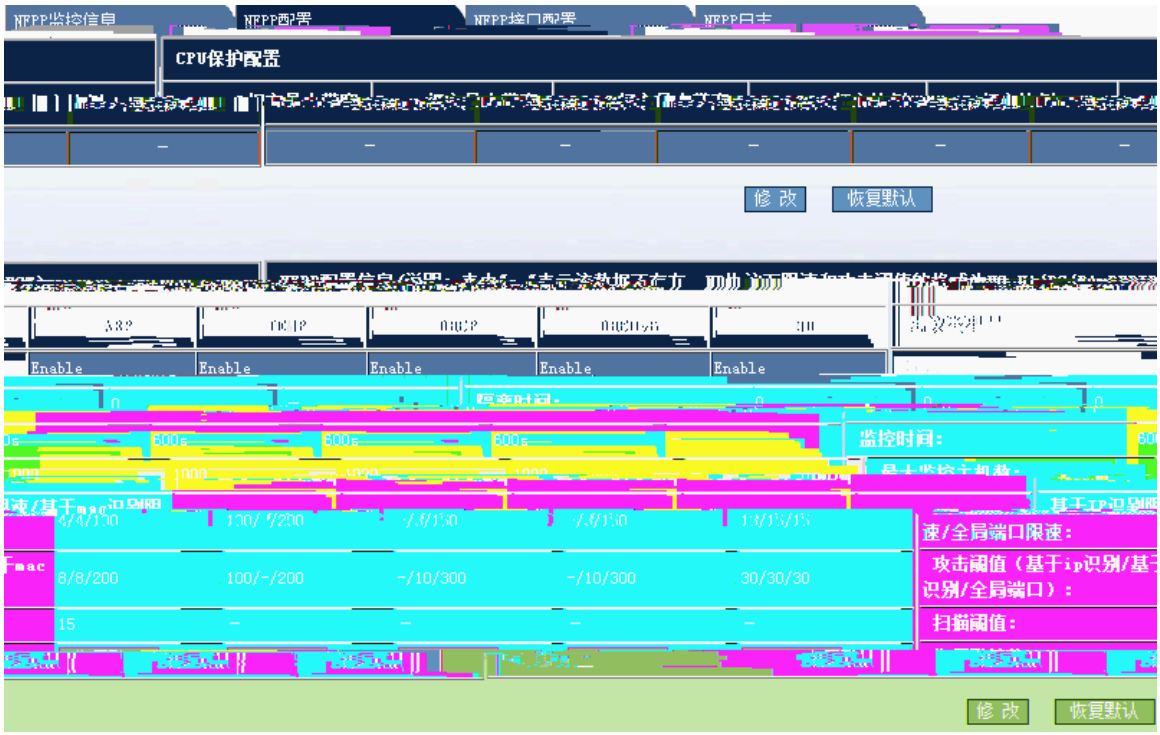

1) CP U

1-29 CP U

CPU “ ”

“ ”

2) NFPP

1-30 NFPP

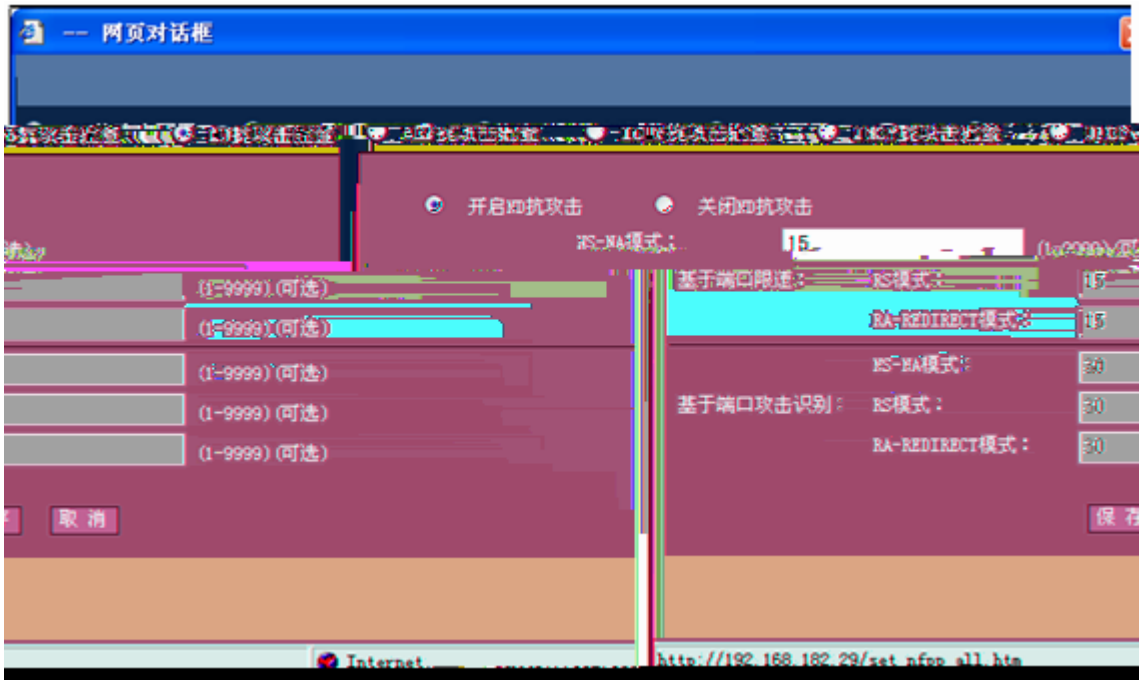

NFPP “ ” NFPP

“ ” NFPP “ ”

“ ”

NFPP

1） ARP

1-31 NFPP —NFPP ARP

ARP N F PP “ ”

2) ICMP

1-32 N F PP —N F PP ICMP

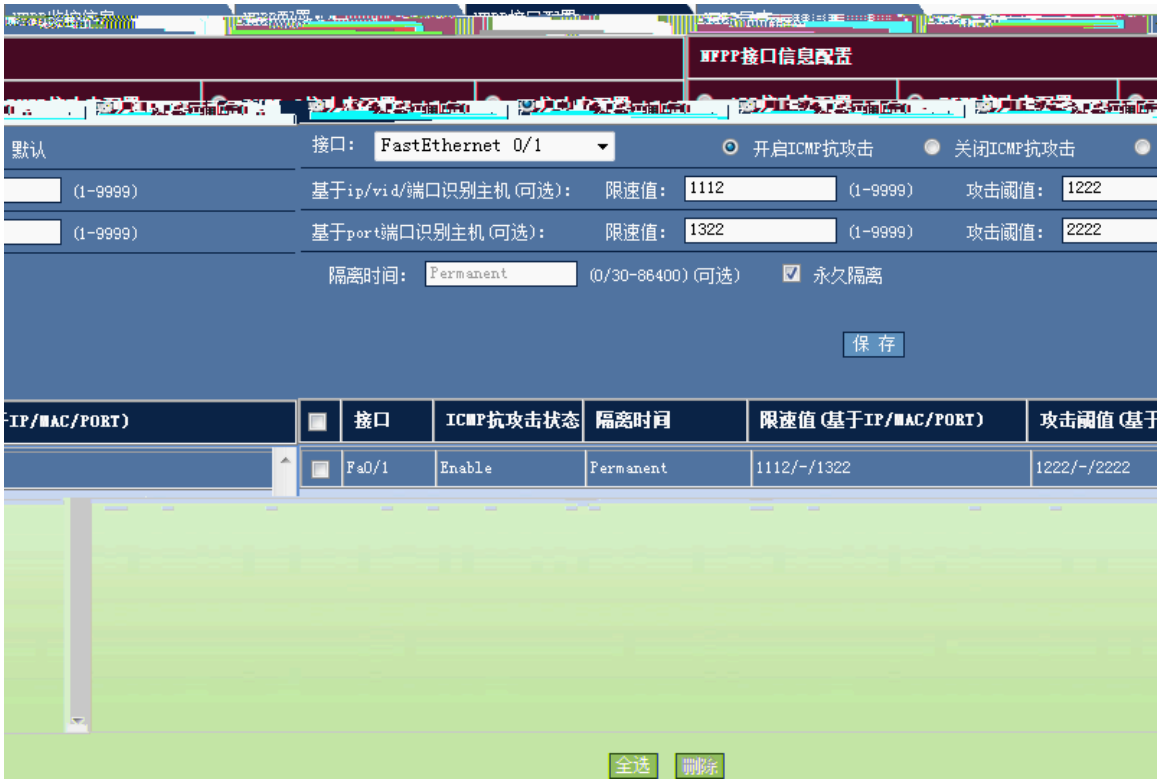

ICMP NFPP “ ”

3) DHCP

1-33 NFPP —NFPP DHCP

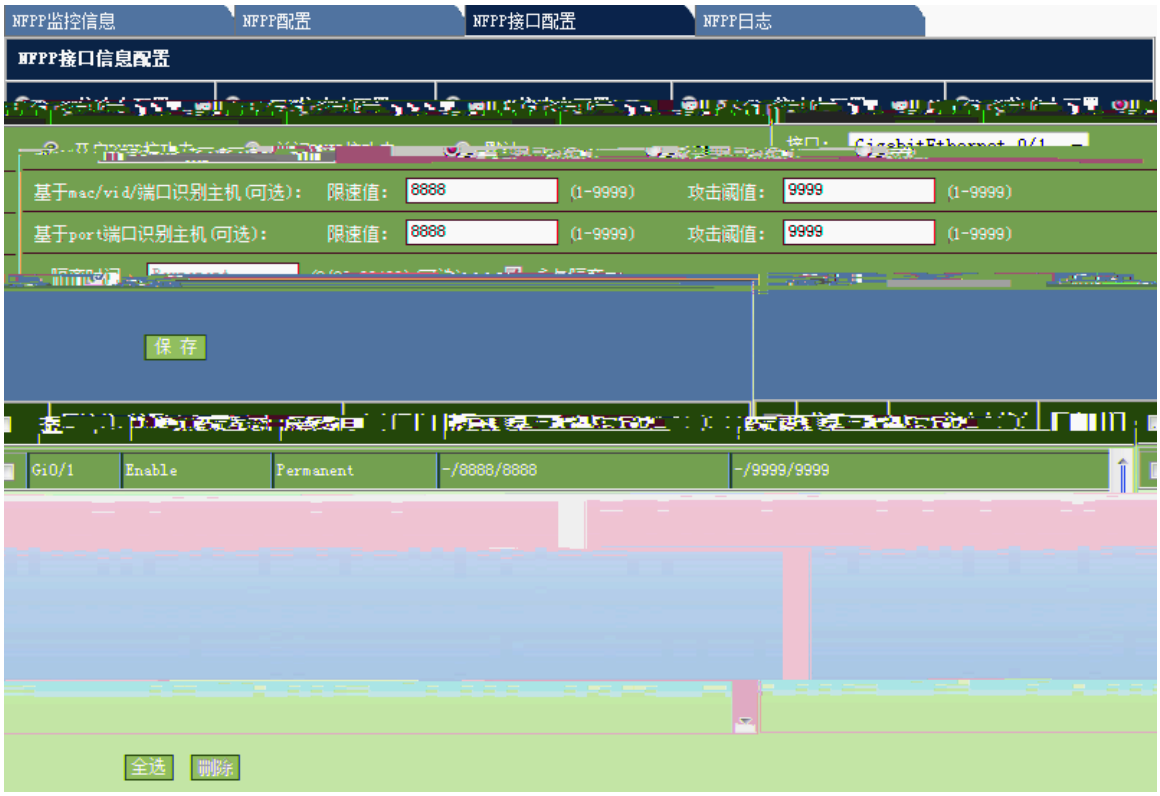

D HCP N F PP “ ”

4) D HCPv6

1-34 N F PP —N F PP D HCPv6

D HCPv6 N F PP “ ”

5) ND

1-35 N F PP —N F PP ND

ND NFPP “ ”

NFPP

1-36 NFPP

NFPP监控信息
NFPP配置
NFPP接口配置
NFPP日志
NFPP日志信息配置
日志缓冲区大小：
1000
(0-1024)(可选)
生成系统消息速率：
消息数：
1024
(0-1024)(可选)
时间长度：
86400
(0-86400)(可选)
1-4094
0/2
0/3
删除
删除
GigabitEthernet
GigabitEthernet
查看日志缓冲区
清空日志缓冲区
保存
需要记录日志的端口
缓冲区大小
生成系统消息速率
1000
1024/86400
1-4094
Gi0/1, Gi0/2, Gi0/3,

N F PP “ ”

“ ”

“ ”

1-37

1.6

1．6．1 ARP

“ ARP ”

ARP

1-38 ARP

“ ”

“ ”

1.6.2 ARP

“ ARP ”

ARP

1-39 ARP

Â /MAC/IP

/MAC/IP IP MAC “ ”

MAC GigabitEthernet 0/15

MAC

Â

Â

“ ”

1-40

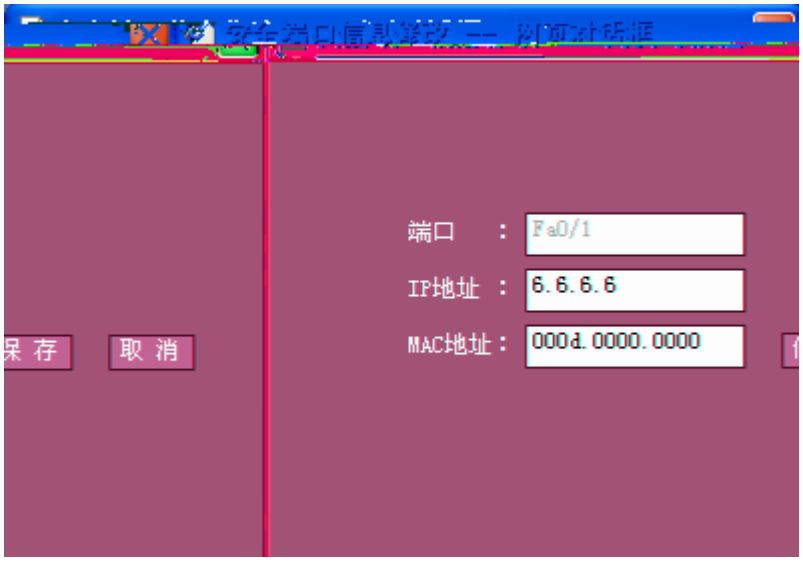

“ ”

1.6.3 APR

“ ARP ”

ARP

1-41 ARP

“ ARP ” “ ARP ”

$ & /

“ ACL ”

ACL

1-42 ACL

A C L

ACL ACL ACL ACL
ACL ACE ACE “ ”
ACL “ ” ACE “ ”

$ & /

IP “ IP ” IP

1-43 IP

‘ “ ”

‘ ‘

“ ” “ ”

ID

TCP UDP IP ICMP

IP IP IP

IP IP IP

“ ”

ACL

1-45 ACL

ACL ACL

“ ”

“ ”

~ لإ Ị گ PC ٮغ ٮ ا ᵊ W ő ج ع م ḱ ACL كل ą ą̇ PC كخ ß ا † ̈I ¢ لإ Ị گ ˜ ő| ļ ´H تن WEB
ϟ ã ˜ كخ ß ¢

1.6.5 IP Source Guard

IP Source Guard

I P S o u r c e G u a r d IP [VLAN MAC IP PORT]

IP Source Guard D H CP Snooping D H CP Snooping IP

IP Source Guard ʻ G ® IP Gv

“IP Source Guard”

IP Source Guard

1-46 IP Source Guard

IP Source Guard

IP + MAC “ IP + MAC ( )”

IP

MAC MAC

VLAN VLAN ID

IP IP

1-47

1.6.6 DAI

DAI Dynamic ARP Inspection ARP ARP arp

“ DAI”

DAI

1-48 DAI

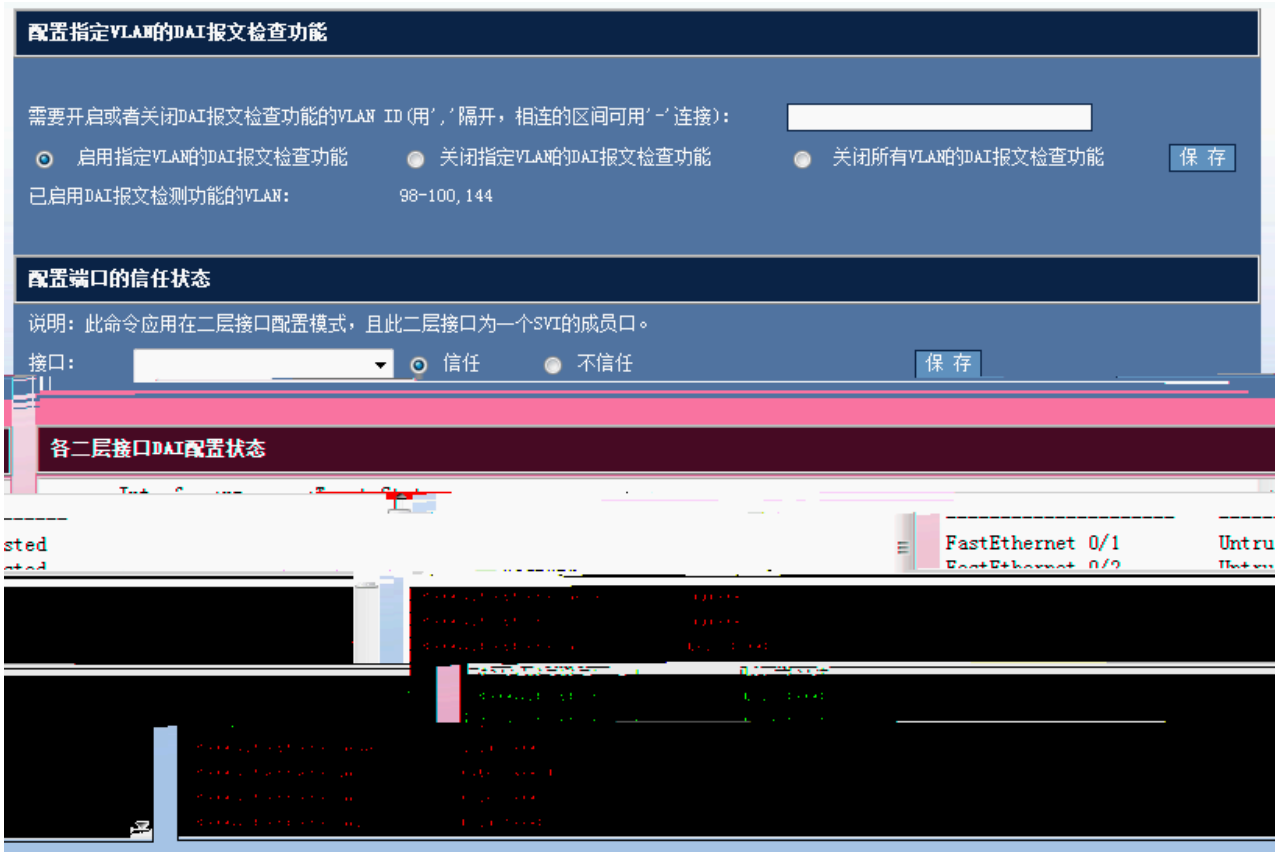

Â VLAN DAI

VLAN DAI

VLAN 100 DAI vlan-id 100 ARP DAI

“ DAI VLAN ID” VLAN

VLAN DAI VLAN DAI “ ”

DAI VLAN

Â

ARP DAI

ARP ARP DAI

“ ” “ ” “ ”

“ DAI ”

1.6.7 GSN

“GSN ”

GSN

1-49 GSN

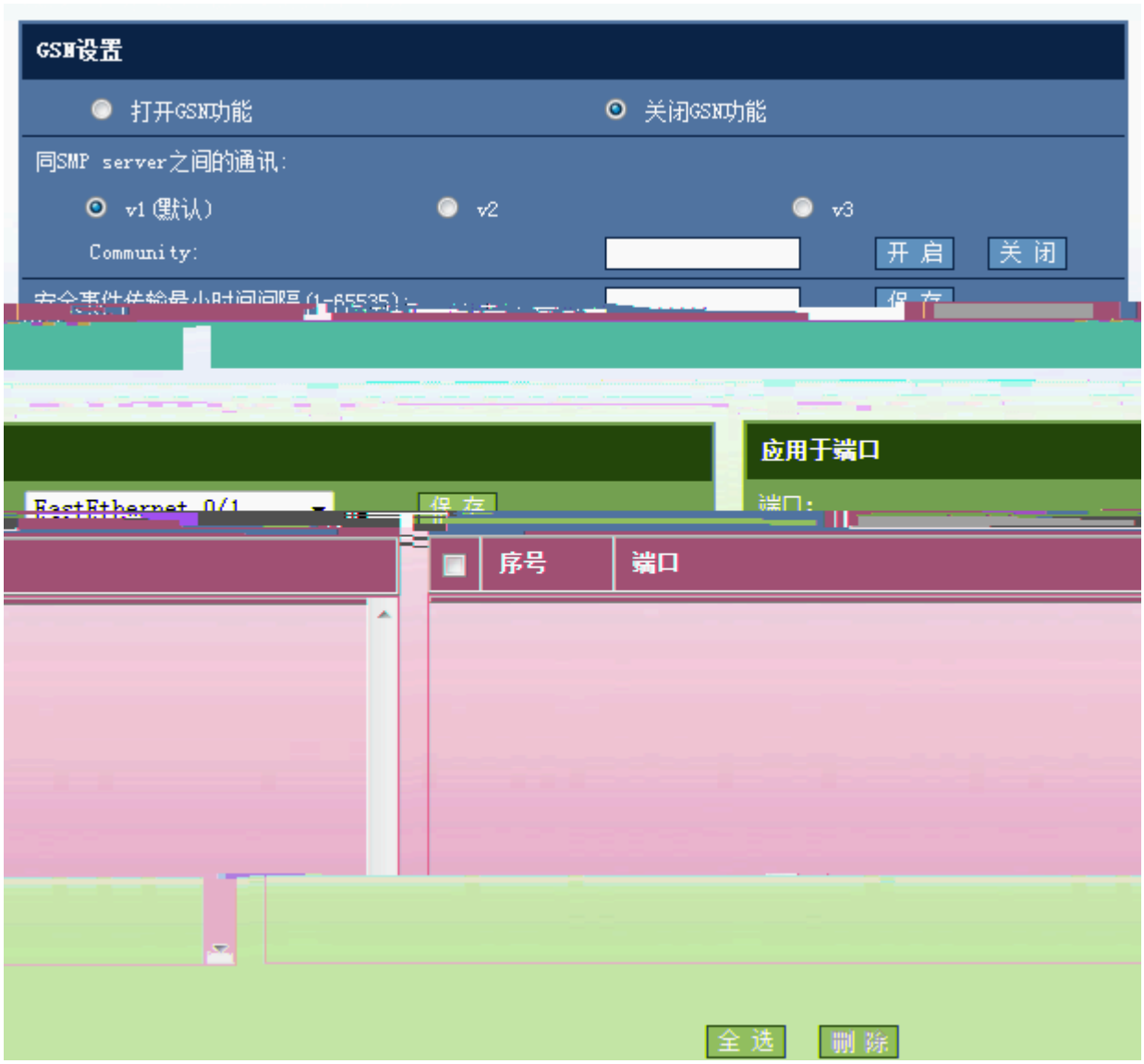

Â GSN

GSN GSN GSN GSN

Â SMP server

SMP server v1 v2 v3 Community User “ ”
“ ”

Â

GSN GSN “ ”

“ ”

1.6.8 CPP

“CPP ”

CPP

1-50 CPP

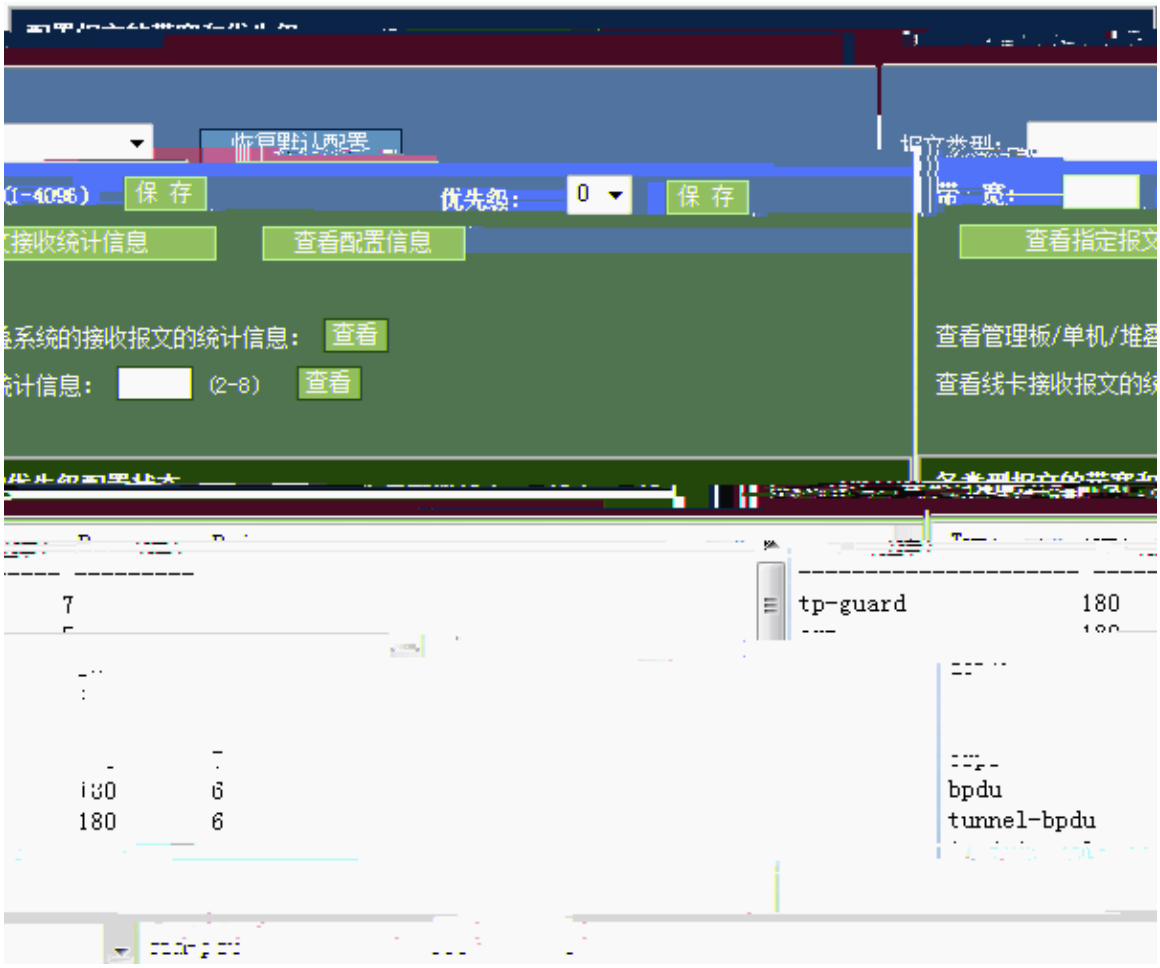

“ ” “

” “ ”

“ ”

1-51

“ ”

1-52

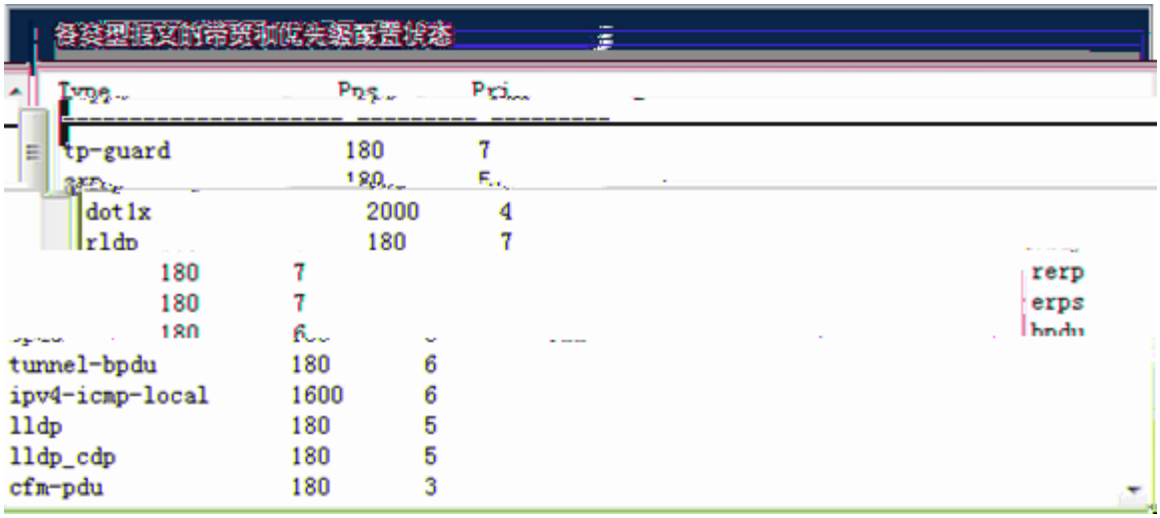
tp-guard 180 7
dot1x 2000 4
rldp 180 7
180 7
180 7
tunnel-bpdu 180 6
ipv4-icmp-local 1600 6
lldp 180 5
lldp_cdp 180 5
cfm-pdu 180 3

/ / “ ” / /

1-53 / /

“ ”

1.6.9 RADIUS

“RADIUS ”

RADIUS

1-54 RADIUS

AAA

AAA authentication authori z ation accounting AAA login enable ppp dot1 x e x ec command networ k Ò bl

AAA ' 1ô ƨ'O AAB

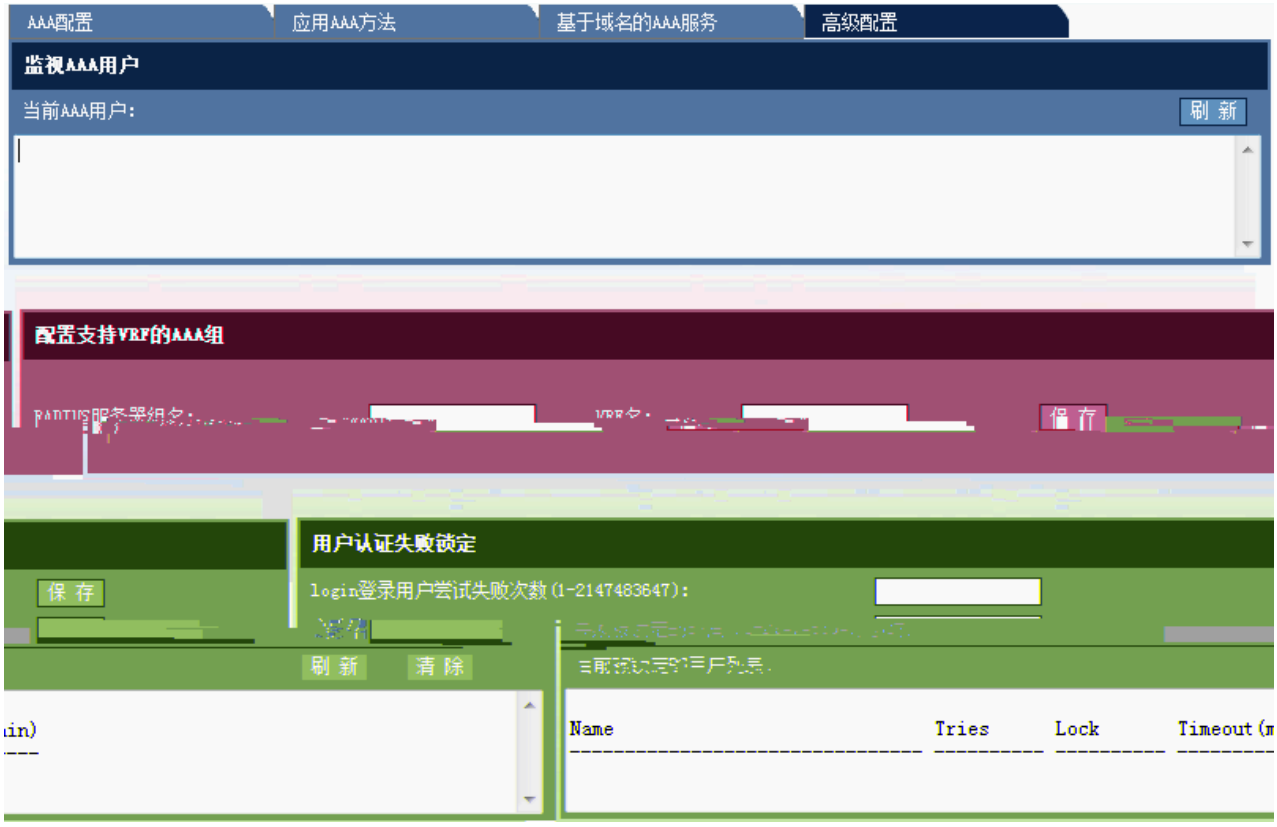

AAA AAA VR F AAA

1.6.11 Dot1 x

“ Dot1 x ”

Dot1 x

1-60 Dot1 x

Dot1 x

Dot1x配置
主动认证配置
端口认证配置
说明：以下配置项均为可选。
802.1x认证功能：
开启
关闭
VLAN自动跳转功能：
开启
关闭
Guest Vlan跳转：
开启
关闭
Vlan Id:
(1-4094)
端口：
FastEthernet 0/1
端口的控制模式：
基于用户MAC
基于端口单用户的控制模式
MAC旁路认证：
开启
关闭
MAC旁路认证超时时间：
(1-65535)
MAC旁路认证违例：
开启
关闭
保 存
恢复默认
查看当前配置
禁止动态用户在多个认证端口之间迁移：
开启
关闭(默认值)
保 存
端口下可认证主机列表

Dot1x

“ ” “ ”

“ ”

1-63 2

“ ”

802.1 x MAC

“ ”

VLAN “ ”

1.6.12

“ ”

1-64

IP MAC

Â IP MAC MAC “ ”

Â ARP IP MAC “ ”

1-65 ARP

1.6.13WEB

“web ”

web

1-66 web

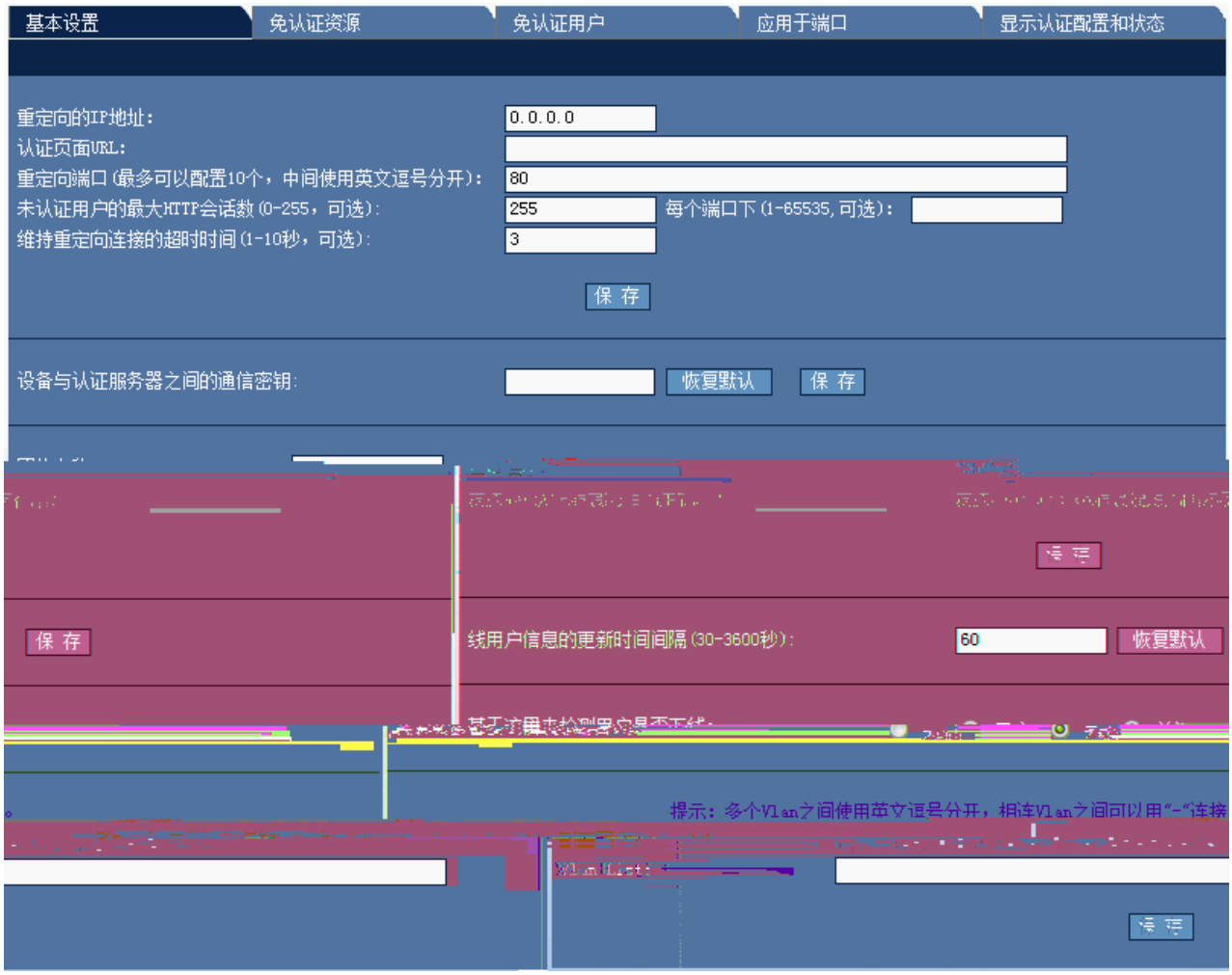

web IP URL HTTP (0-255)

Web IP

SNMP-Inform , , Vlan List

80

1-67

基本设置
免认证资源
免认证用户
应用于端口
显示认证配置和状态
应用于端口
端口:
FastEthernet 0/3
IP Only Mode
保 存
序号
端口
IP Only Mode
1
FastEthernet 0/1
YES
2
FastEthernet 0/3
YES
全 选
删 除

“ ” “ ”

1-70

IP

D HCP Snooping D HCP Snooping MAC “ ”

Â D HCP Snooping

“ ”

“ ”

1.7 Q0S

1.7.1

“ ”

1-72

ACL “ ”

“ ”

“ ”

1-73

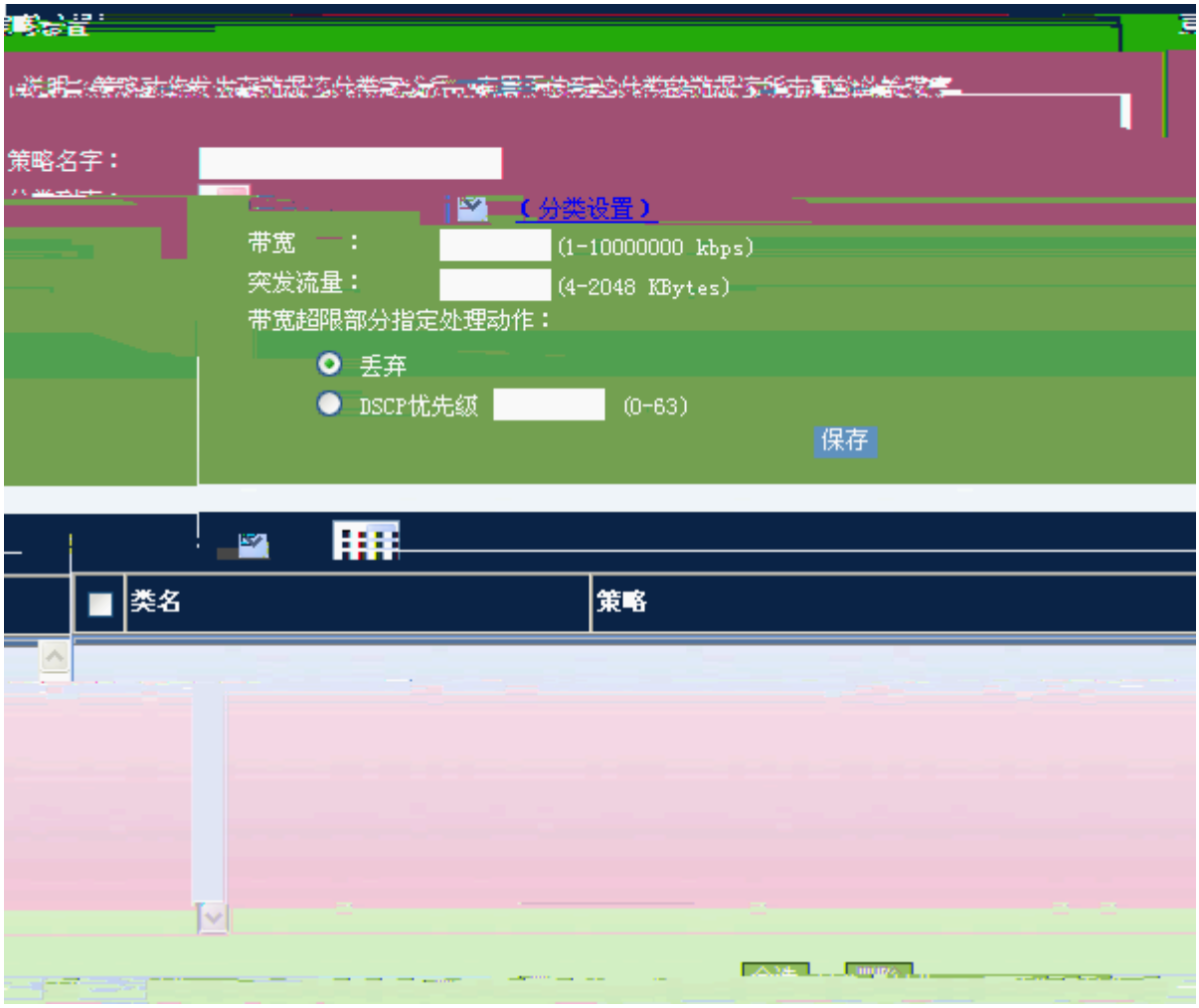
策略名字：
（分类设置）
带宽 ：
(1-10000000 kbps)
突发流量：
(4-2048 KBytes)
带宽超限部分指定处理动作：
丢弃
DSCP优先级
(0-63)
保存
类名
策略

DSCP

“ ”

“ ” “ ”

1.7.3

“ ”

1-74

流设置
说明：应用策略设置对端口的输入或输出流进行限制。
端 口：
FastEthernet 0/1
策略列表：
（策略设置）
限速方向：
输入限速
输出限速
保存
端口
方向
策略名
信任模式
COS
FastEthernet 0/1
FastEthernet 0/2
FastEthernet 0/3
FastEthernet 0/4
FastEthernet 0/5
FastEthernet 0/6
FastEthernet 0/7
FastEthernet 0/8
FastEthernet 0/9
FastEthernet 0/10
FastEthernet 0/11
全选
删除

“ ” “ ”

1.7.4

“ ”

Static Sticky Mac

“ ”

“ ”

1-77

Mac VLAN ID “ ”

“ ”

1-78

IP MAC Vlan

Mac VLAN ID “ ”

“ ”

1.8.1

“ ”

1-79

“ ”

1-80

当前配置
iguration...
guration : 12931 bytes
10.2.00(3), Release(30355)(Tue Mar 11 19:23:04 2008 -
8C)
Building conf
Current confi
!
version RGNOS
23195A4447034
!
!
!
vlan 1
name vlan1
!
vlan 2
!
vlan 3
!
vlan 4
!
vlan 5
!
vlan 6
!
vlan 7
!

“ ”

1-81

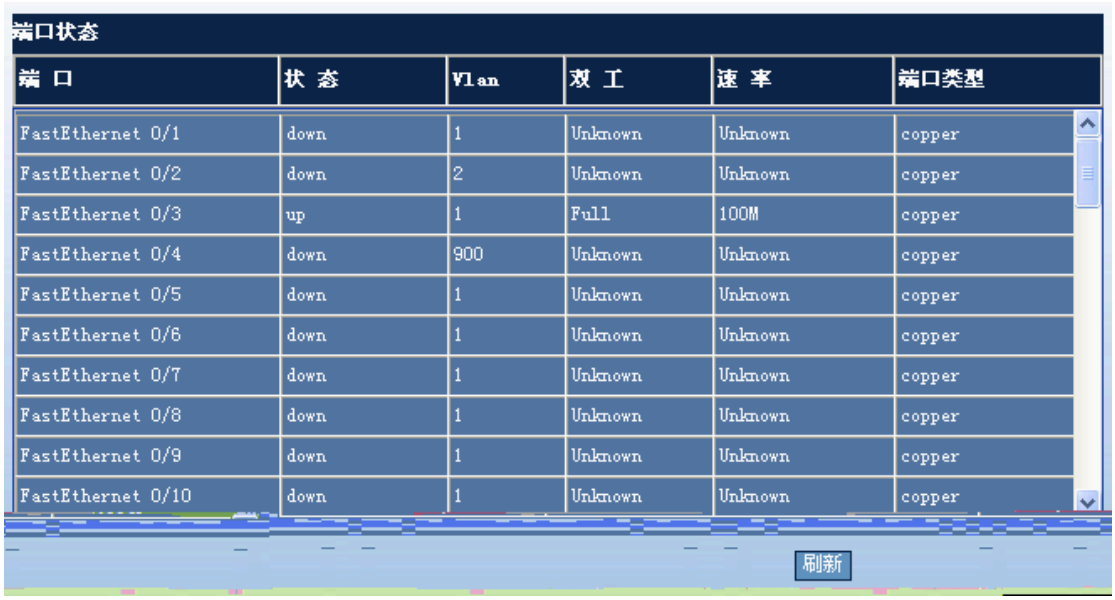
端口状态
端 口
状 态
Vlan
双 工
速 率
端口类型
FastEthernet 0/1 down 1 Unknown Unknown copper
FastEthernet 0/2 down 2 Unknown Unknown copper
FastEthernet 0/3 up 1 Full 100M copper
FastEthernet 0/4 down 900 Unknown Unknown copper
FastEthernet 0/5 down 1 Unknown Unknown copper
FastEthernet 0/6 down 1 Unknown Unknown copper
FastEthernet 0/7 down 1 Unknown Unknown copper
FastEthernet 0/8 down 1 Unknown Unknown copper
FastEthernet 0/9 down 1 Unknown Unknown copper
FastEthernet 0/10 down 1 Unknown Unknown copper
刷新

“ ”

1-82

“ ”

1-83

“ ”

1-84

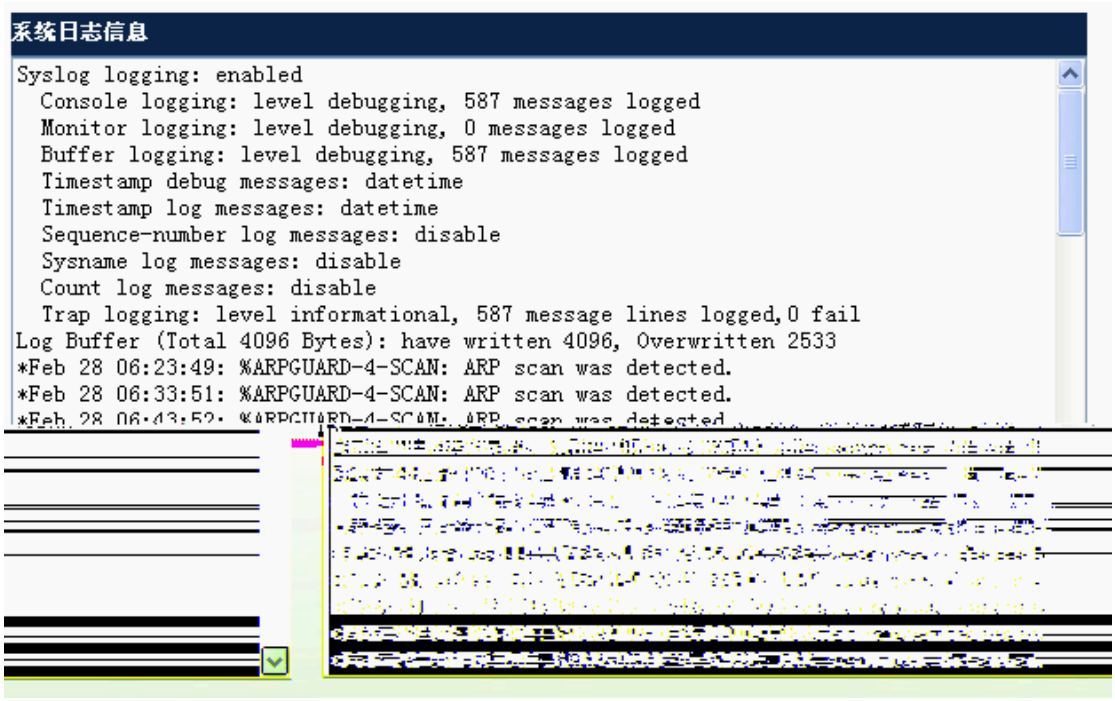

1.9 Ping

“Ping”

Ping

1-85 Ping

IP “ ” IP Ping

1.9.2 Telnet

“Telnet”

Telnet

1-86 Telnet

“Telnet” Telnet PC Telnet PC Telnet

“ ”

1-87

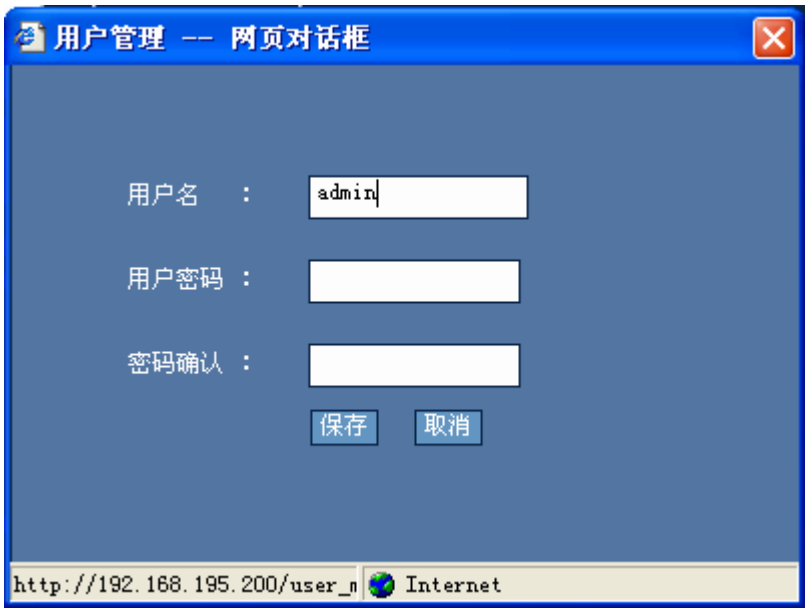

“ ”

a "·W c ‘¾˜ ^¤° ‘ ÜV ð{ s%ß ª¤¨ cQ ‘g
‘7í d"·ò ˜/ ¢Q ‘ Üâm W d

“ ”

1-90

Enable

config.text TFTP IP TFTP “ ”
config.text TFTP “ ” TFTP

WEB

“WEB ”

WEB

1-93 WEB

>Ö=T:ž0—

EîE›9°)NM 2Ï4³ 4³ S*üA¹ s6Ñ Ä

2Ï4³ 4³NIM6 Ö

Ò 2Ï4³ 4³

G!5BAÈ â Ö

?U 4{2Ï4³ ÈAË.BAx Æ ' Ô Z 7) 7 3á u < Ä$d [Ê á 7) 7 3á u < Þ?U 4{,X [Ê È‚Â Û [Ê á 4{ A' Û Þ â?U Q á,X [Ê á ÈEg 9 7) 7 3á u <,X , 3 â Ý 4{ ÝJ, SG!5B*ó Ä

=I* >Ö=T

EîE›9°)NM EÔ Î2Ï4³ S*üA¹ s6Ñ Ä

G!5BAÈ â Ö

'&• Ï9°)NM,X EÔ Î2Ï4³ â È Ú GKÁ##?œ <0k · Ä

: (%.}3Î+…?®7…D$2:3Þ

7…D$A +„

: (% 1u)Ú ü ' Ô : (% á u â ÈT¬Ax ÆG!5B H Q D Ê'©ŒT> AxA• Ä

7…D$) DI

: (%