

RG-S2900G-E

-
-
-

- <http://www.ruijie.com.cn>
- <http://www.ruijie.com.cn/fw/>
- 7*24h <http://ocs.ruijie.com.cn>
- 7*24h 4008-111-000
- <http://www.ruijie.com.cn/special/fw/tool/xryf/>
- 4008111000@ruijie.com.cn
- doc@ruijie.com.cn



APP



1.

```
!> 2  > /AéF>,' , 550t5#UEL,° =# , O%73PFVF  
DZé >
```

```
! A€  
>  +mNIF% 0> 7328* KgLAê>.
```

```
! #  
>  +mN,° H7328* 3g~LY3L
```

```
i B*D  
+  +iD=/p1>  P28*HD
```

```
✓  /(-be7â  
+  ~be7â B*D>
```

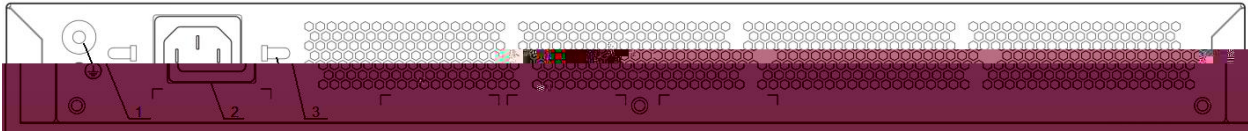
2.



- Mini-GBIC-SX
- Mini-GBIC-LX
- Mini-GBIC-LH40
- Mini-GBIC-ZX50
- Mini-GBIC-ZX80
- Mini-GBIC-ZX100

00G-E

	GB 4943.1-2011	
x x	RG-S2928G-E V1.00	440x200x43.6
mm	RG-S2928G-E V2.00	440x260x43.6
kg		



1

3

2

RG-S2928G-E

- AC
 - 100-240V~
 - 90-264V~
 - 50-60Hz
 - 0.6A
 - 10A
- HVDC
 - NA
 - 192-290V
 - 0.2-0.12A
 - 10A






RG-S2928G-E


10cm

3


(RG-S2928G-E V2.00		
	SFP		
100Base-FX)			

1.2 RG-S2952G-E

	RG-S2952G-E
CPU	600M
BOOTROM	8M
Flash Memory	128M
SDRAM	DDRII 128MB
SFP	<ul style="list-style-type: none"> ■ Mini-GBIC-SX Mini-GBIC-LX Mini-GBIC-LH40 Mini-GBIC-ZX50 Mini-GBIC-ZX80 Mini-GBIC-ZX100 ■ FE-SFP-LX-MM1310 FE-SFP-LH15-SM1310 ■ 1000Base-T Mini-GBIC-GT ■ 2.5G GE-SFP-STACK1.6M <hr/> <ul style="list-style-type: none">  e777313 BK51>  RG-S2952G-E V2.00  SFP 1571W
SFP	<p>1000Base-X 1000Base-T 100Base-FX</p> <p>2.5G SFP</p> <hr/> <ul style="list-style-type: none">  ? RG-S2952G-E V2.00  SFP 157 100Base-FX>



1-5 RG-S2952G-E



- | | | | |
|---|----------------------------|---|----------------------------------|
| 1 | USB2.0 | 5 | 100Base-FX /1000Base-X SFP /2.5G |
| 2 | RJ45 Console | 6 | Status |
| 3 | RJ45 10/100/1000Base-T | 7 | 10/100/1000Base-T |
| 4 | 100Base-FX /1000Base-X SFP | 8 | 100Base-FX/1000Base-X SFP/2.5G |

? RG-S2952G-E V2.00 @(~b,°` SFP 1%#7 100Base-FX>

1-6-a RG-S2952G-E V1.00



1-6-b RG-S2952G-E V2.00




- | | |
|---|---|
| 1 | 3 |
| 2 | 4 |

RG-S2952G-E

- AC
 - 100-240V~
 - 90-264V~
 - 50-60Hz
 - 1.5A
 - 10A
- HVDC
 - NA
 - 192-290V
 - 0.3-0.17A
 - 10A

RG-S2952G-E

10cm 3
1-7 RG-S2952G-E



--	--	--	--

Status

--	--	--	--

1-9 RG-S2928G-12P



1	USB2.0	6	100Base-FX /1000Base-X SFP
2	RJ45 Console	7	100Base-FX /1000Base-X SFP/2.5G
3	Status	8	100Base-FX /1000Base-X SFP/2.5G
4	10/100/1000Base-T	9	PoE
5	RJ45 10/100/1000Base-T		
	12	802.3af	
	802.3at POE		

Status		

			Link Up


1.4 RG-S2928G-24P

 RG-

POE	IEEE802.3af	802.3at
	30W	
	PoE/PoE+	370W
	PoE	<480W
	PoE	<45W

1	USB2.0		
2	RJ45	Console	
3	Status		
4	RJ45	10/100/1000Base-T	
5	RJ45	10/100/1000Base-T	
	24	802.3af	802.3at POE

6 100Base-FX /1000Base-X SFP



BA&B-AD-.FA&L*? 1U 44.45mm 0L*Ñ&M



PD

RG-S2928G-24P PoE IEEE802.3af 802.3at Alternative A
 1&2 3&6

PoE/	PoE		PoE
	Status		
10/100/1000Mbps RJ-45	1~24		Link 1000M Link Up 10M/100M Link Up
PoE	1~24		PoE PoE PoE
100Base-FX/1000Base-X/	25F~28F		Link Link Up

2

2.1

 pF&FVFZB-ú	RG-S2900G-E 31M	4üB1b	B*D æ@Aä
 A,° @Aç%730)æSü	>		

2.1.1

-
-
-
-

2.1.2

-
-
-

2.1.3

-
-
-

Ä

2.2.2

■

■

■

RG-S2900G-E

0°C-50°C	10%-90%

-
-

2.2.5

RG-S2900G-E

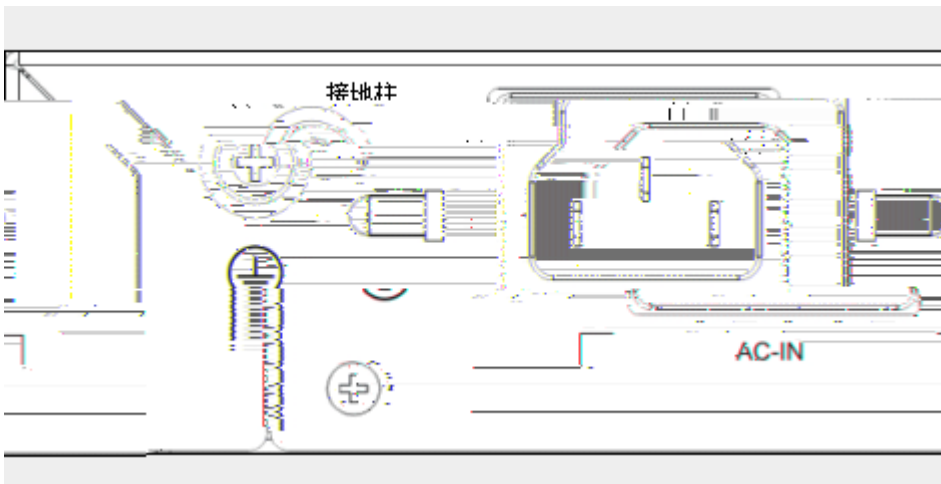
பர்தை பி LhM-ஈஃ H20+ம0115

1 RG-S2900G-E

1

2-1

2-1 RG-S2900G-E



2.2.6

RG-S2900G-E

LhM-ஈஃ H20+ம0115

LhM-ஈஃ


2.2.7 EMI

EMI

-
-
-
-

2.3

3

 B-1B11b?ý çß-A(54UB1ÂbÂ,° þ

 .AÚbÂvF&,° 8(5%Cé

3.1

3.2


-
- RG-S2900G-E
- 10
- RG-S2900G-E

■

3.3.1


RG-S2900G-E EIA 19

3-1





2) " " 4-3
4-3



3) < > 4-4
4-4

5

5.1

5.2

--	--	--

RJ45

A

1000BASE-T/100BASE-TX/10BASE-T

1000BASE-T/100BASE-TX/10BASE-T

MDI/MDIX Crossover

1000BASE-T	IEEE 802.3ab		100-ohm 5	5	UTP	STP
	STP	100				

1000BASE-T	4		4	1000BASE-T	
------------	---	--	---	------------	--

A-1

A-1 1000BASE-T

3 OTD +

3 IRD +

3 OTD +

RG-S2900G-

C

- 3.7km 5km 2km
- 3.7km
-
-
-
-
-
- $\bar{\mu}$ 600mm