



- 

-

1 ..... 2

1.1 ..... 2

1.1 ..... 4

1.1 ..... 4



## 1.2

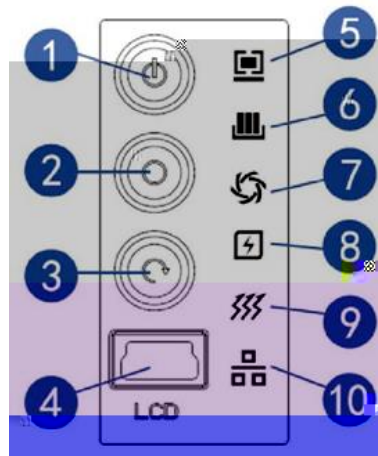
		RCD6000 V4	RCD4500 V4

### 1.3

#### 1.3.1



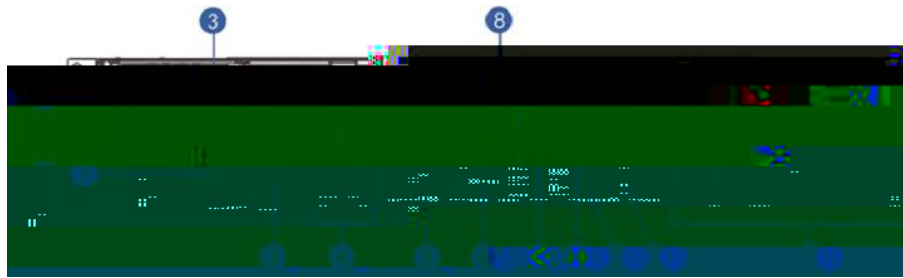
1	VGA
2	USB 3.0
3	
4	
5	( )
6	
7	ID
8	



1	
2	ID
3	
4	LCD
5	

6	
7	
8	
9	
10	

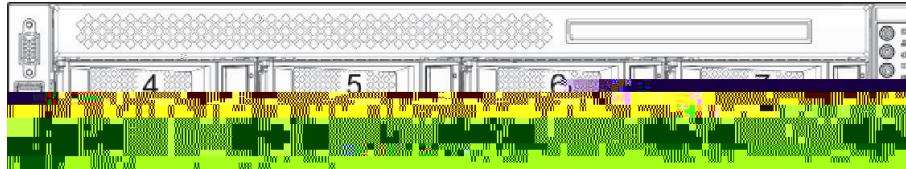
### 1.3.2



## 1.4

RCD V4

2.5 3.5 SATA





### 1.6.1

	AC 100 240 Vac; 50/60Hz
	7 3.5A
	12V
	45A MAX
	550W
	0 ~+50
	-40 ~+70
	5%~85%
	5%~95%
	0~5000m

### 1.6.2

--	--	--	--

## 2

### 2.1

---



#### 2.1.1



- 1 19
- 2
- 3
- 4
- 5

#### 2.1.2



#### 2.1.3



#### 2.1.4



## 2.2

### 2.2.1

### 2.2.2

0.8

0.4

### 2.2.3 /

■ 0 ~40

■ 35%~80%



1.5m

0.4m

### 2.2.4

0.5um	/m <sup>3</sup>	\$

## 2.2.5



## 2.2.6

- 
- 
- 
- 

## 2.2.7

- 
- 
- 

## 2.2.8

- 
- 

19"

15cm


- 
- 
- 

## 2.3

(1) 4 19

(2) 19 465mm

19



3  
155mm

∅80mm  
1000mm

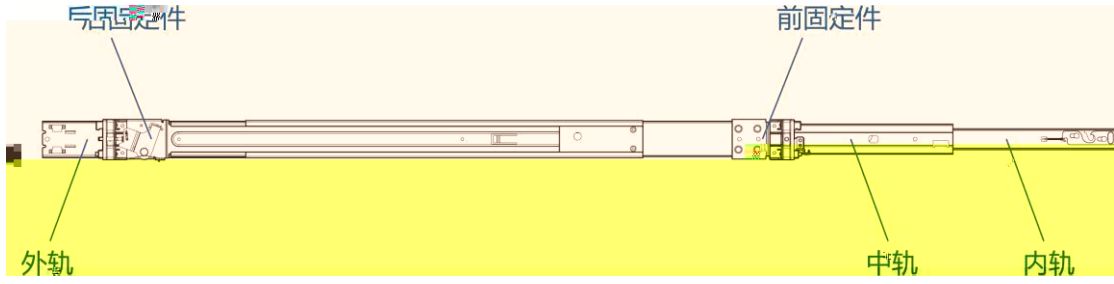
25mm

4


# 3




## 3.1



1



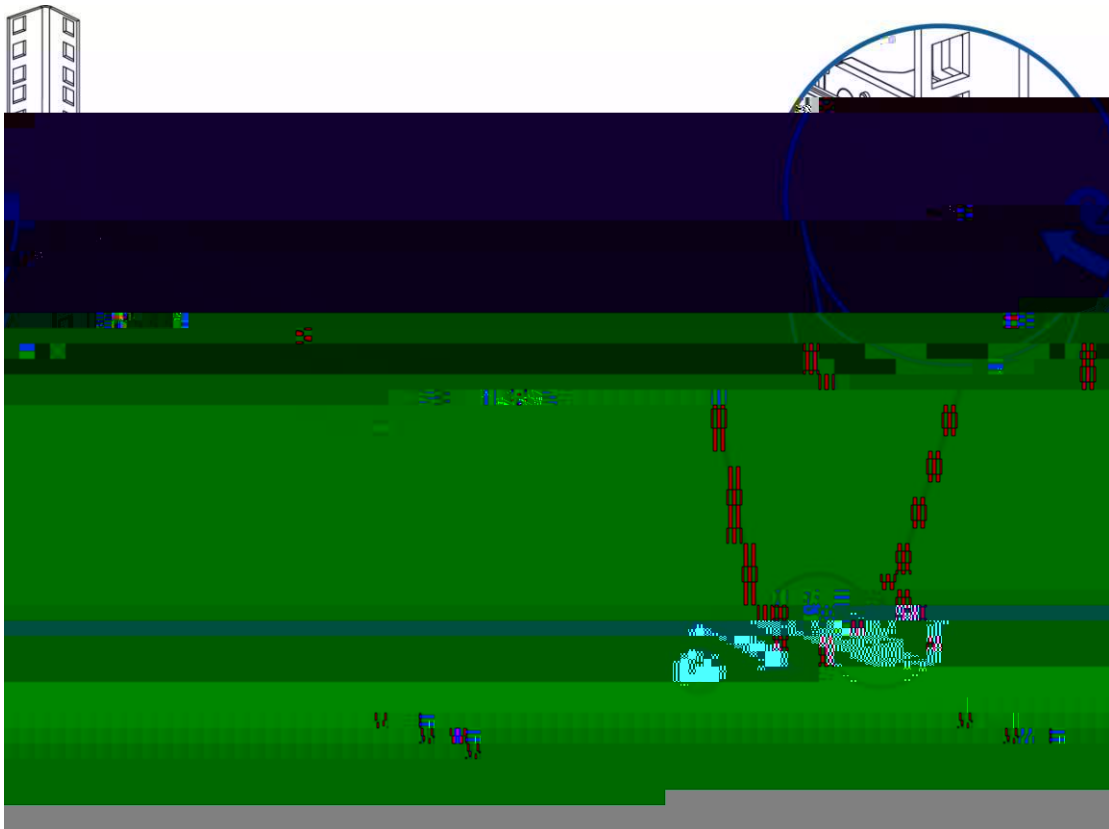
2



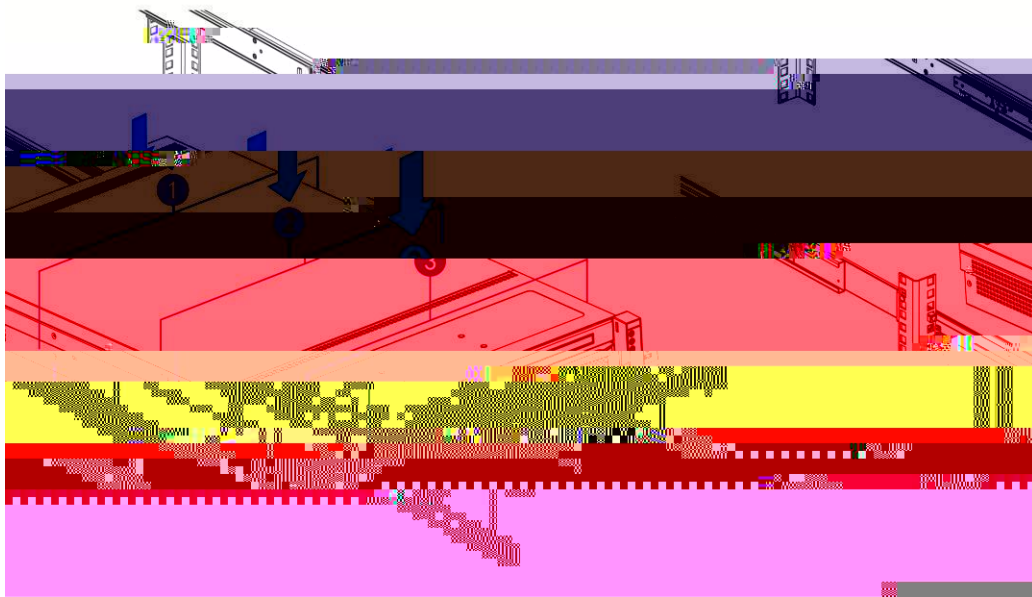
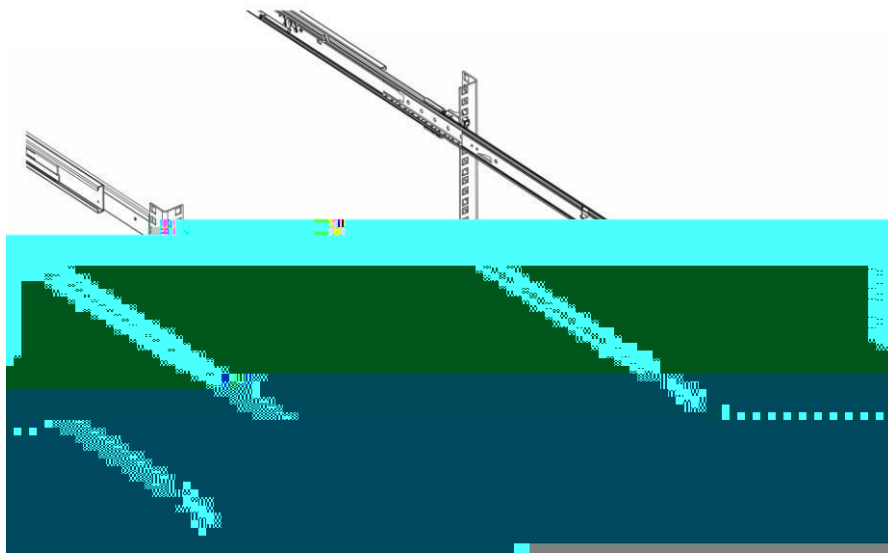
3

1

2



4 2 3







## 4

### 4.1

- 
- 
- 
- 

DC

---

400

---

### 4.2

- 
- 
- 

, TUI , ping

bios ,

Delete bios



400

---

### 4.3