



RCD V2.XX

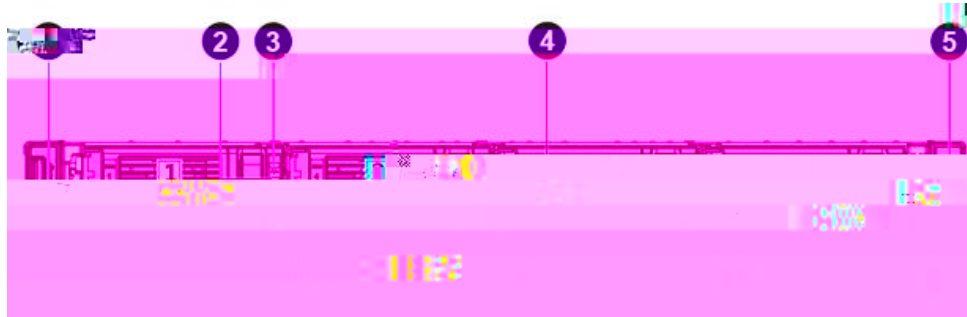
-
-
-
-
-
-

1

1.1

1.3

1.3.1

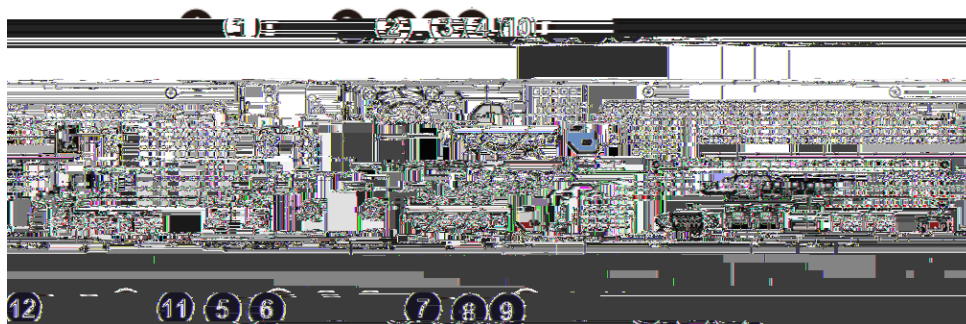


1	1
2	
3	
4	
5	



			/
ID			IPMI ID
			“ ”
NIC1			ID
			1 /
			1 /
NIC2			2 /
			2 /
			/
			/ /

1.3.2



1	2 RCD3000-Office
2	
3	1 10Gbe (Office)
4	2 10Gbe (Office)

5	1	1Gbe
6	2	1Gbe
7		

2.2

2.2.1

2.2.2

0.8

0.4

2.2.3 /

- 5 ~35
- 20%~80%



1.5m

0.4m

2.2.4

0.5um	/m ³	3.5×10^6
5um	/m ³	3.5×10^4

	mg/m ³	mg/m ³
	0.2	1.5
	0.006	0.03
	0.04	0.15
	0.05	0.15
	0.01	0.3



30

2.2.5



2.2.6

-
-
-
-


2.2.7

■ ”

(1) 4 19

(2) 19 465mm

19



3
155mm

180mm
1000mm

25mm

4

5

6

50%

2.4

	PC

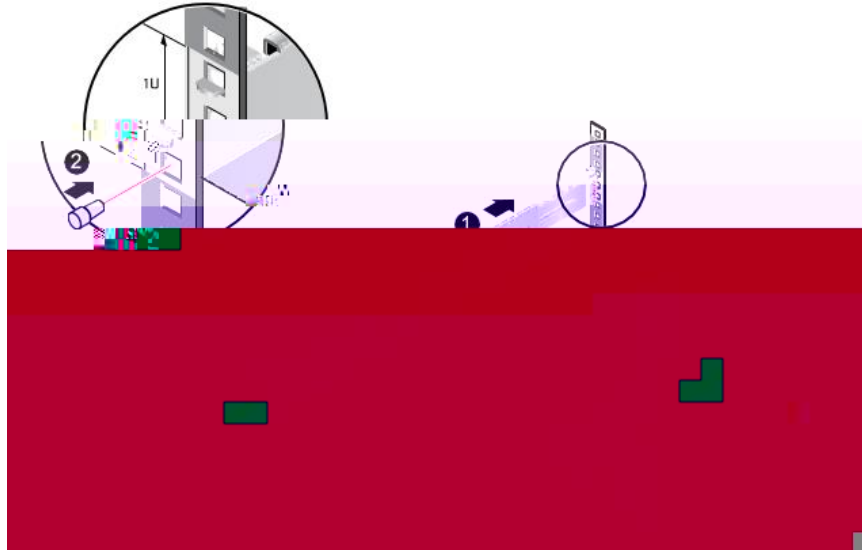


3




3.1

- 1
- 2



- 3



3.2

-
-
-

RJ45



3.3

4

4.1

-
-
-
-

DC

400

4.2

-
-
-

, TUI , ping

bios ,