• ´ Ñ ƒ

copyright © 2019

± • Ñ ƒ

~ À * Š

-
-
-

ê ± V

- http://www.ruijie.com.cn/
- http://webchat.ruijie.com.cn
- http://www.ruijie.com.cn/service.aspx
- 7×24 4008-111-000
-

iHÈ3Ti@7@ž Bw0 0 5 RG[(ht)12(t)i./knom0 0 1 rg0 0 1 RG[(h)-3(tt5444.67 Tm 0 Tc[(-)] TET EM34T E374.09en-US3)-68 service509BF061A07C60379>] TET

Aœ € = >>ž/p+^ m ûN± [rF« ¾,º?ú O > ¸ Ò 3?ü!š2± ¥ ¸ %73 28* ðDá §LŸ LAô = • … >

E = >>ž/p+^ m ûN± ¼@ ,ºH ?· ¥ > ¸ Ò 3?ü!š2± ¥ ¸ %73 28* Õ73 g ~ L]73L*ƒ „* >

B* D = >+^ Ä Ñ›› { =+i D = /p1• > ¸ Ò 3?ü!š2± ¥ ¸ C P 28* [H D Ò >

Ý ÷ /(~ b e 7 û ë = >+^ Ä Ñ Ý ÷ L(~ b e 7 û ë,ºB* D >

3.

-
-
-

1 @&² Eweb ´

1.1 é

IE WEB

WEB WEB WEB WEB

PC ping WEB

× µ

↘ ´ºÊL-

- WEB WEB PC
- IE8~IE11 360 WEB
- 1024*768 1280*1024 1440*960 1920*1080

WEB Gƒ5¤ Â³ >,Gƒ5¤ % B ,F >, >?·# E,º e ^ ³ >,Gƒ5¤ Â F D ¸ 6³ EÉ› **write** ³ ŽGƒ5¤ Ç ? ‰ 6 WEB N« M˜ ,B- m æ ‰ 6,ºN«M˜ > 6B A÷ WEB Gƒ5¤ Â³ >,Gƒ5¤ B!› >

↘ æ ^ **WEB** a Â t U

http://X.X.X.X IP

1-2

< >

/	

admin / admin	

5p-7+^ m C Â ü.7,± ‹ , ¸315 0 Ä ¿ ž]69<‡ P?·"x $ o ü.7 Æ

WEB WEB

1-3 WEB

全选　反选　取消选择	

x ž R €

- 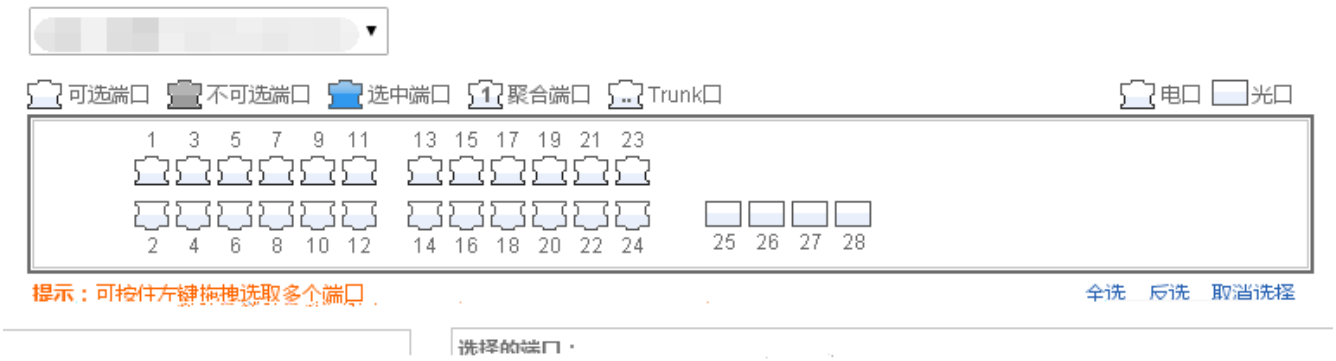

-

-

  < > < > < > < > < >

-

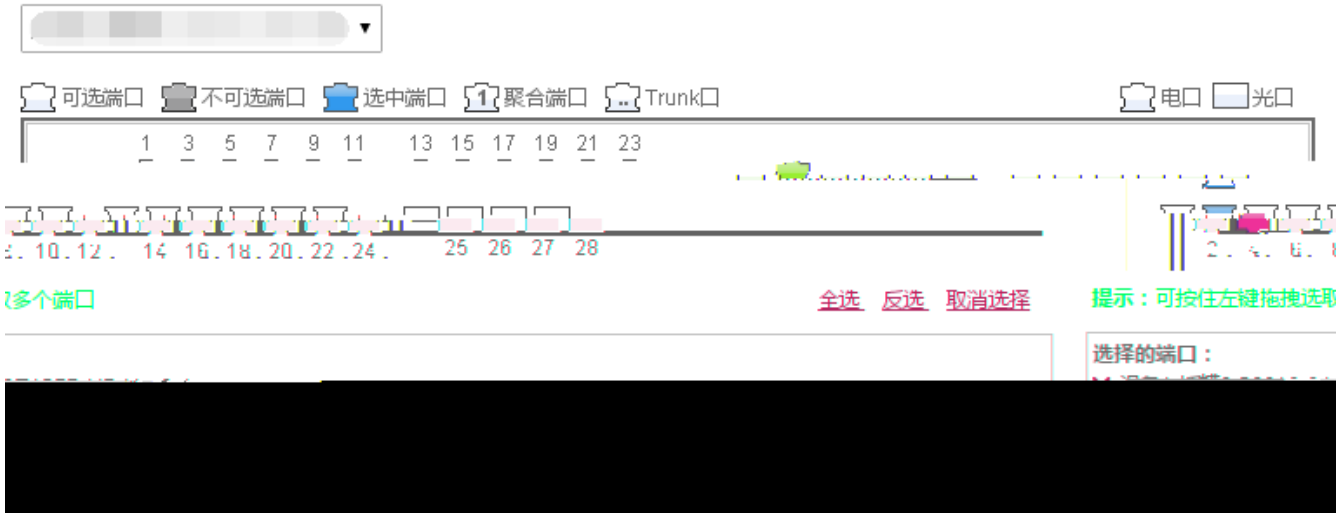

× ¤4¡

WEB

VLAN	VLAN Trunk
POE	POE POE
MAC	
	RLDP
IGMP	IGMP Snooping
DHCP	DHCP

	WEB
CWMP	CWMP
	ping tracert
WEB	CLI

1.3.1 ë ö ´

1-4

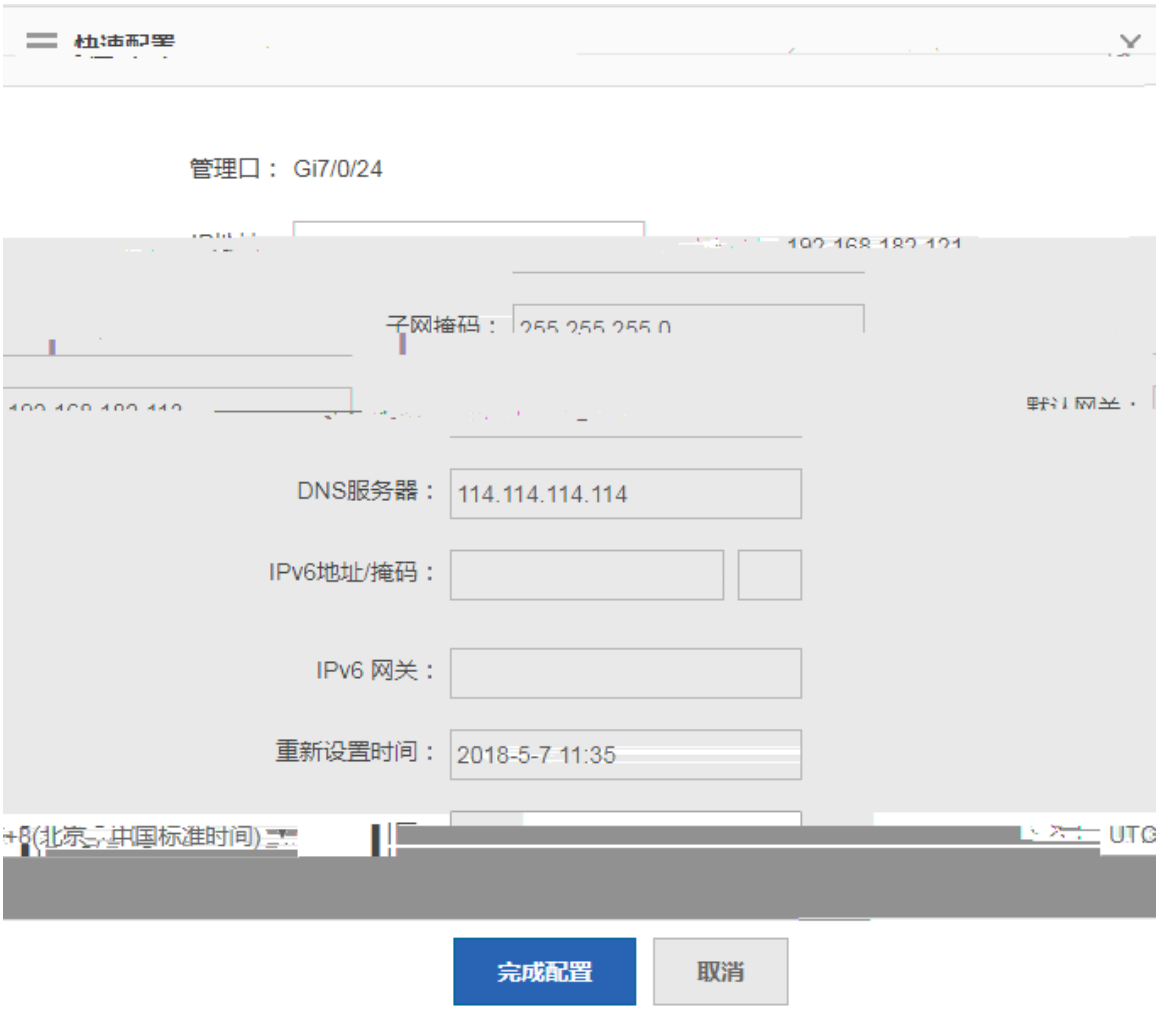

VLAN ID IP DNS “ ”

1.3.2 } 9 a Â

1-5

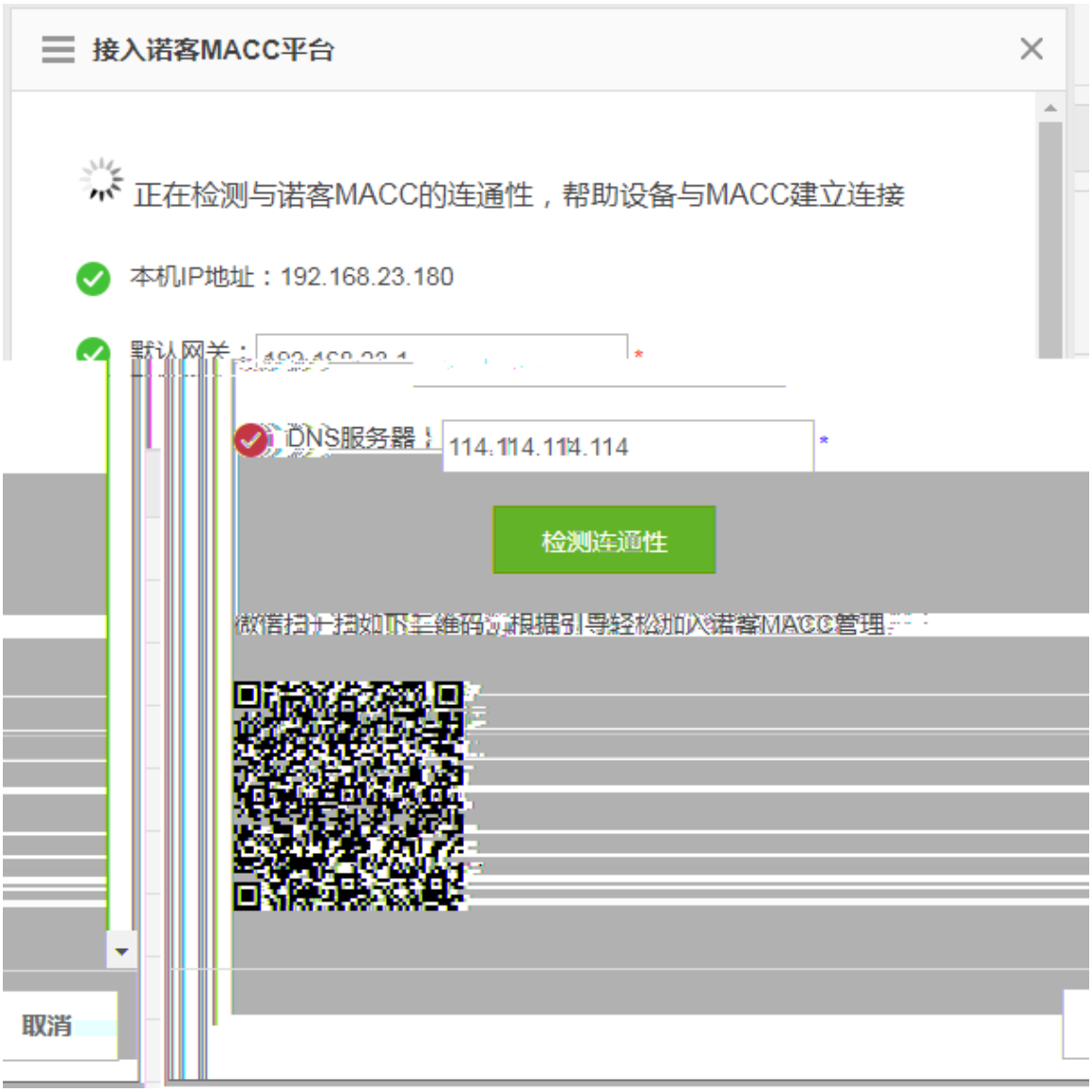

IP DNS “ ”

MACC

1.3.3 n Đ

“ ” VLAN POE

1.3.3.1 ¨ ‹

1-6

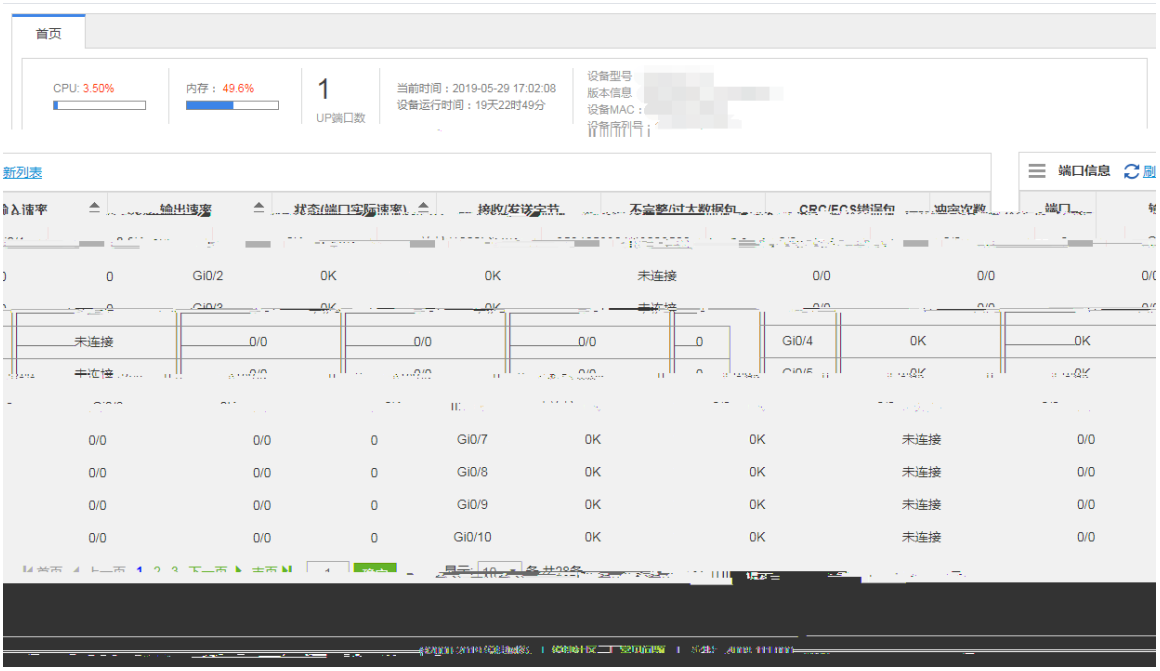
首页
CPU: 3.50%
内存： 49.6%
1
UP端口数
当前时间：2019-05-29 17:02:08
设备运行时间：19天22时49分
设备型号
版本信息
设备MAC：
设备序列号
新列表
端口信息
0 Gi0/2 0K 0K 未连接 0/0 0/0
未连接 0/0 0/0 0/0 0 Gi0/4 0K 0K
0/0 0/0 0 Gi0/7 0K 0K 未连接 0/0
0/0 0/0 0 Gi0/8 0K 0K 未连接 0/0
0/0 0/0 0 Gi0/9 0K 0K 未连接 0/0
0/0 0/0 0 Gi0/10 0K 0K 未连接 0/0

VSU

主设备(switch id 3)
型号：S5310-48GT4XS
序列号：1234942570038
软件版本：S53_RGOS 11.4(1)B42
成员设备(switch id 2)
型号：S5310-24GT4XS
序列号：1234942570029
软件版本：S53_RGOS 11.4(1)B42
成员设备(switch id 4)
型号：S5310-48GT4XS
序列号：1234942570039
软件版本：S53_RGOS 11.4(1)B42
成员设备(switch id 6)
型号：S5310-48GT4XS
序列号：1234942570028
软件版本：S53_RGOS 11.4(1)B42

1.3.3.2 VLAN a Â

VLAN “ VLAN ” “ Trunk ”

↘ VLAN f´

VLAN

1-7 VLAN

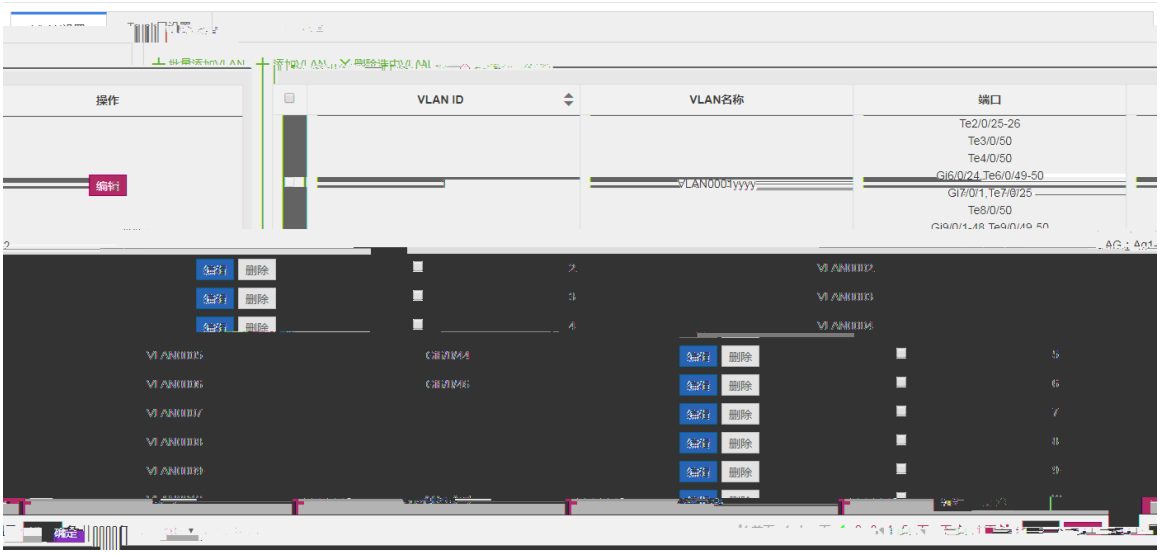

- VLAN

  VLAN VLAN ID “ ” “ ” VLAN

- VLAN

  “ VLAN ” < > VLAN < > “ ”

- VLAN

1 “ VLAN ” “ VLAN ”

2 “ VLAN ” < > “ vlan ” “ ”

VLAN 1 VLAN

VLAN1 eU AÚVLAN ¸N«M˜ Ñ $ o Õ73 ¸ # VLš >

↘ Trunk L f´

Trunk

1-8 Trunk

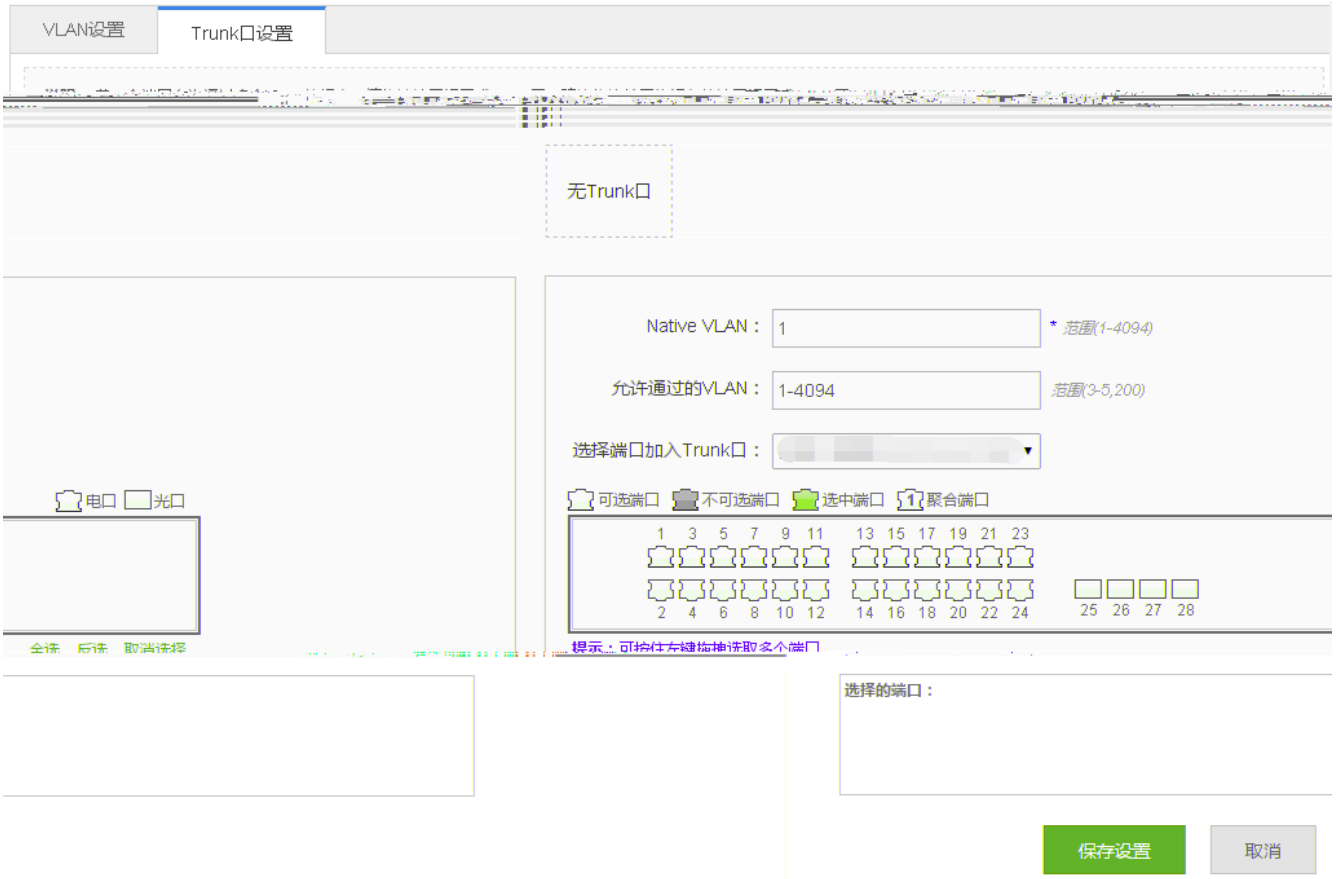

- Trunk

  Native Vlan VLAN(3-5,8,10) “ ” “ ”
  Trunk Trunk

- Trunk

  “ Trunk ” Trunk Trunk < > “
  ”

- Trunk

  “ Trunk ” Trunk < > “ Trunk ” “
  ”

- Trunk

  “ Trunk ” Trunk <5

↘ Á ¯ f ´

1-9

批量设置端口
添加SVI口
三层端口
IP地址
子网掩码
IPV6地址
端口描述
操作
端口
端口开关
192.168.182.121
255.255.255.0
编辑
删除
Gi7/0/24
开启
Vlan 1
Vlan 10
Vlan 40
40.0.0.1
255.255.255.0
2004::1/64
二层端口
端口
端口开关
端口类型
Access VLAN
Native VLAN
Permit VLAN

●

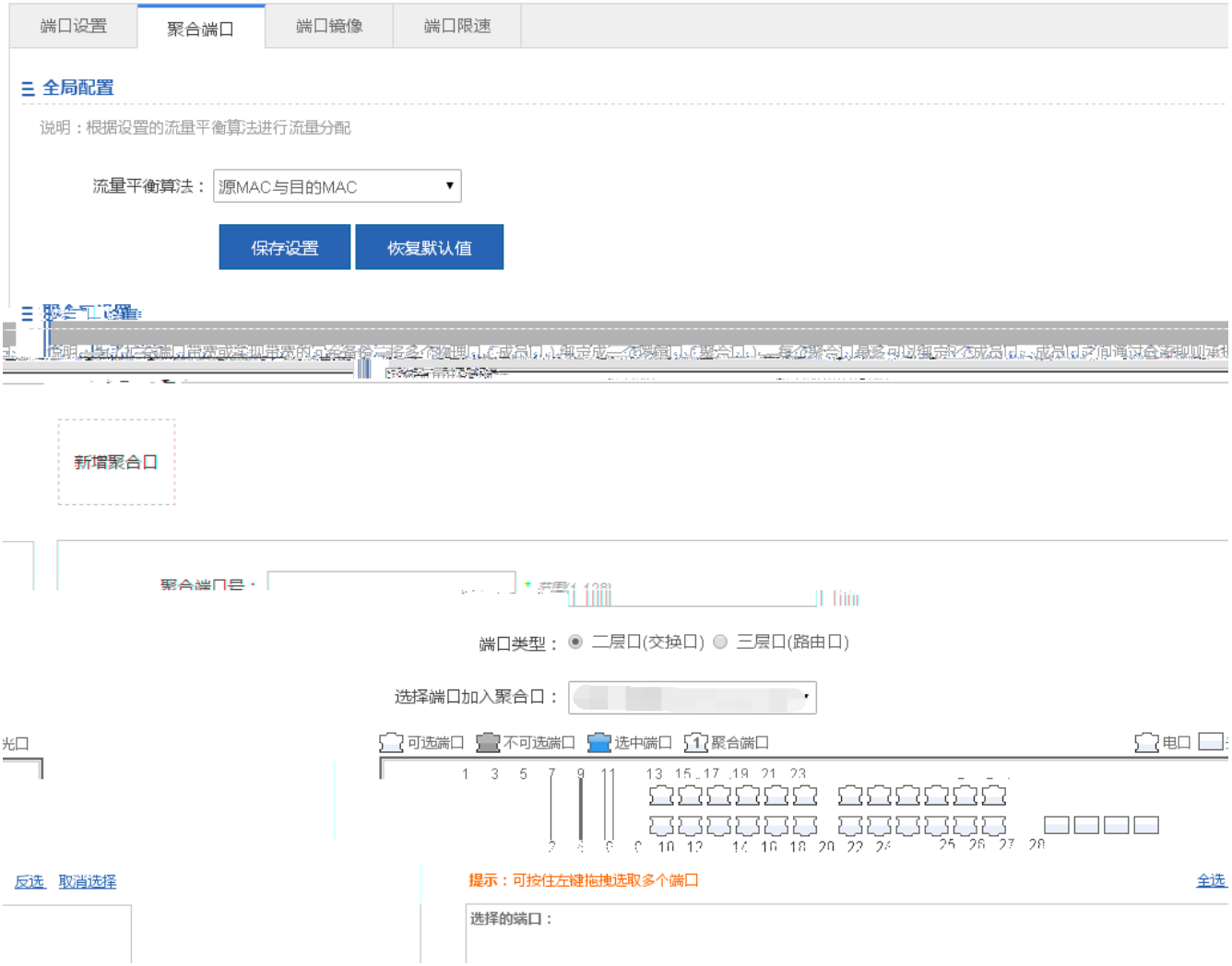
端口设置
聚合端口
端口镜像
端口限速
全局配置
说明：根据设置的流量平衡算法进行流量分配
流量平衡算法：
源MAC与目的MAC
保存设置
恢复默认值
新增聚合口
端口类型：
二层口(交换口)
三层口(路由口)
选择端口加入聚合口：
可选端口
不可选端口
选中端口
聚合端口
反选
取消选择
提示：可按住左键拖拽选取多个端口
全选
选择的端口：

- “ ” “ ” <
  >
- < > “ ” “
  ” “ ”
- “ ” < >
  < > < >
- “ ” < >
  < > < >

6 e ARP ö Õ73,º1% =H ?·Aô = ARP !pPÍ,º1% =Aô5¤ MAC VLAN Õ73,º1% 1% K' c,º - Ý1% # Ö › 6• > ¸M˜ µ @ t/p p < C %F?1% > ¸ <UV = t ^ < C %F?1% > @ ¸ P /pB 1% 6 e ¼F Ñ Õ736B C %F? >

O L E ¥

1-11

web

< > “ ”

M˜ µ t/p,º ‰ ƒ,º 1% K' (ì 7 ¸ ¬ JG3 e : Ä5LEÇ(ì 7 > ‰+^ m $ o ¼1% D ¸ þ C)5LEÇ ¼ ¸ % &ï 1 < m æ› ?Jä ¸ AßM˜ µ ˜ C t/p p ‰ ƒ1% K' ,ºGƒ5¤(ì 7 >

(Ö ›6• > ,º F Ž C73 ' p-$,º1% Â$Æ1% ¸-$,º1% Â$Æ1% C73 p B 6 ` >

O L a û

1-12

- “ ” “ ”

- “ ” < > < >
“ ”

-

1 “ ” “ ”

2 “ ” < > “ ” “ ”

1.3.3.4 POE f´

“ POE ” POE POE

POE端口设置
全局设置
批量设置端口
端口 POE状态 是否上电 最大功率 分配功率 当前功率 优先级 非标模式 操作
Fa0/1 开启 否 N/A 3.0W 0.0W 低 关闭 编辑
Fa0/2 开启 否 N/A 10.0W 0.0W 低 关闭 编辑
Fa0/3 开启 否 N/A 30.0W 0.0W 低 关闭 编辑
Fa0/4 开启 否 N/A 10.0W 0.0W 低 关闭 编辑
Fa0/5 开启 否 N/A 10.0W 0.0W 低 关闭 编辑
Fa0/6 开启 否 N/A 10.0W 0.0W 低 关闭 编辑
编辑 Fa0/8 开启 否 N/A 0.0W 0.0W 低 关闭
示: 10 条 共8条
首页 上一页 1 下一页 末页 1 确定

1.3.3.5 x ž n

1-15

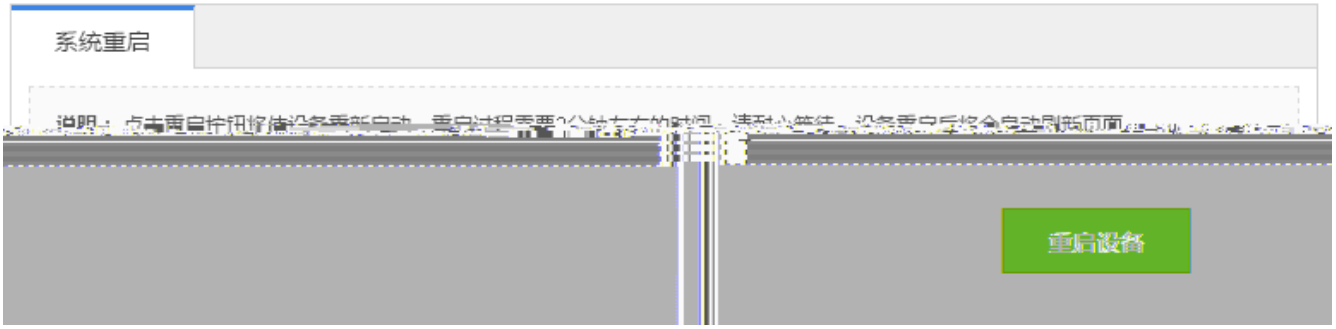

< > “ ” < >

1.3.4 ¯ ›

“ ” MAC IGMP DHCP

1.3.4.1 MAC © ¬

MAC “ ” “ ”

↘ •4Æ © ¬ f ´

1-16

MAC VLAN ID “ ” “ ”

- “ ” < > < >
“ ”

- “ ” “ ”

2 “ ” < > “ ” “ ”

1.3.4.2 · Ò f ´

“ ”

1-18

- IP “ ” “ ”

- “ ” < > < > “ ”

- 1 “ ” “ ”

2 “ ” < > “ ” “ ”

- IP “ ” “ ”

D%+gF?D‰p qD%+g Â = 3D%+g ¸‰ qD%+g C73+U ~ ¸g PC¦ = 3D%+g¸3D%+g ?'•Gƒ5¤,º4Ý a N ~4Ý ›C¦ ¸ = 3D%+g1 ,º N ~4Ý" = 3D%+g 2 ,º N ~4Ý ›,ºQ

1.3.4.3 Ï É Ú " `

“ ” RLDP

Ï É Ú µ A f ´

1-19

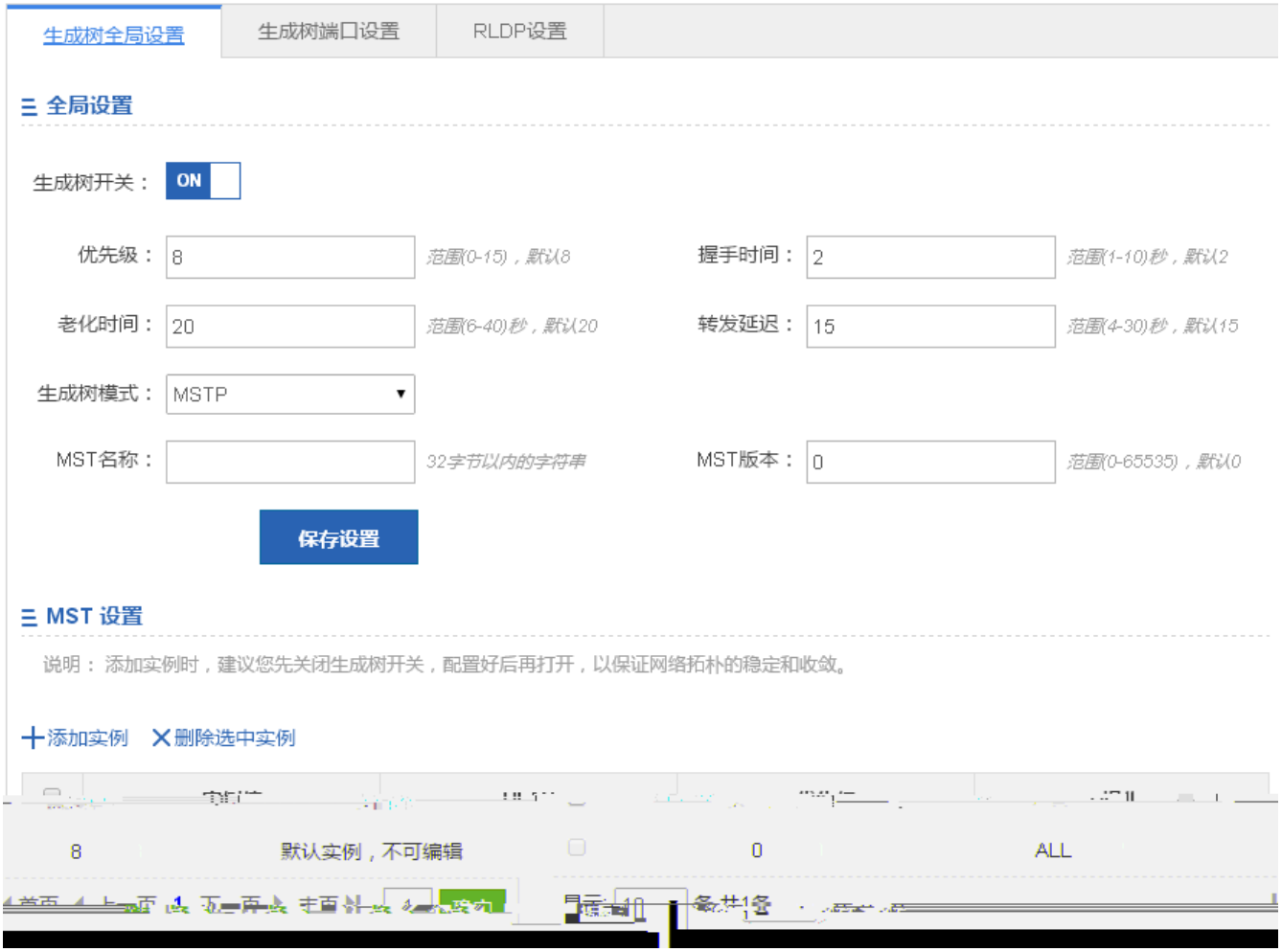

“ MSTP ” MST

●

VLAN “ ” “ ”

-

“ ” < > < > “ ”

-

1 “ ” “ ”

2 “ ” < > “ ” “ ”

0

ÏÉÚOLf´

1-20

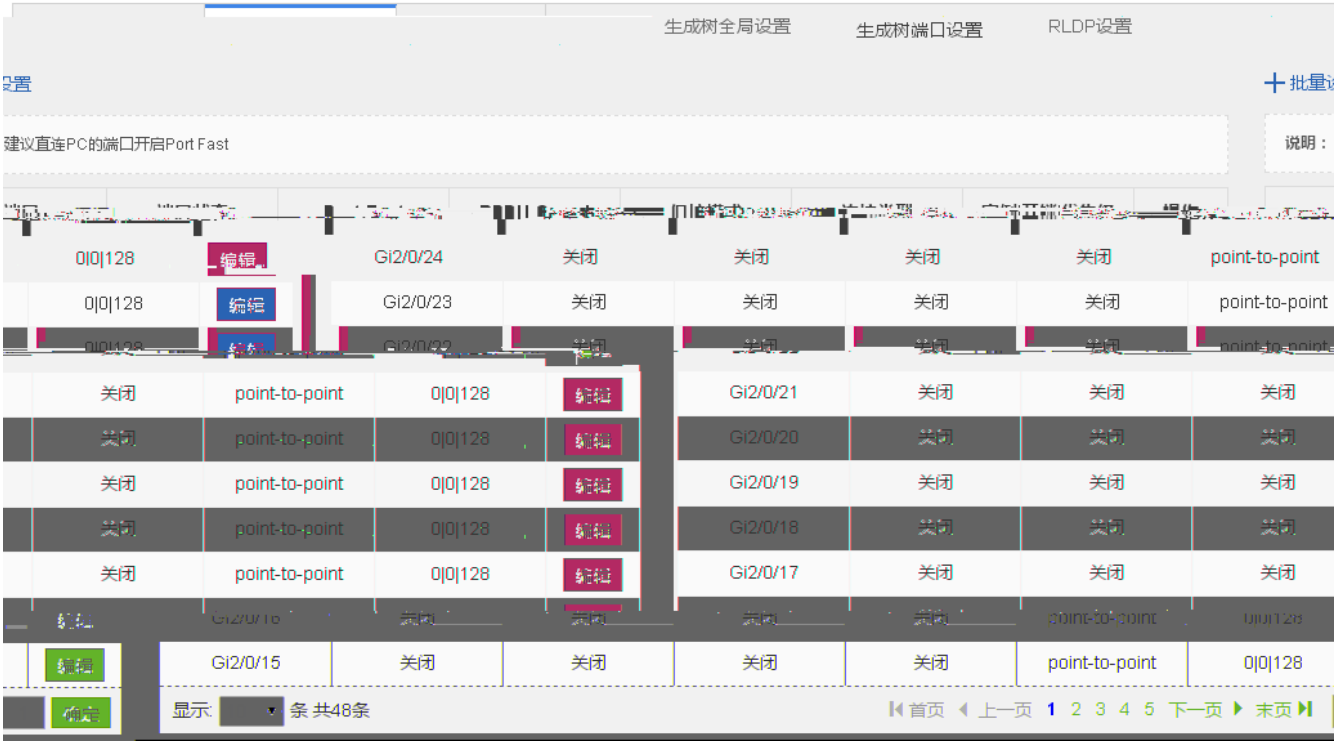

-

Port Fast BPDU

-

“ ” < > < >

“ ”

RLDP f´

2 “ RLDP ” < > “ ” “ ”

1.3.4.4 IGMP f´

IGMP

1-21 IGMP Snooping

●

“ ” “ ”

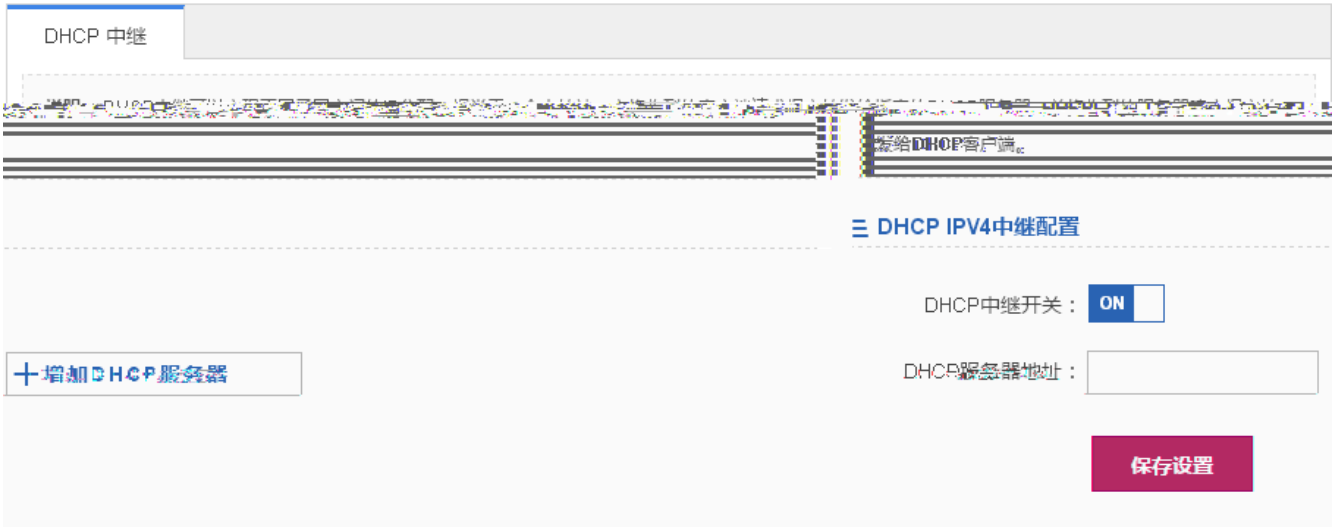

DHCP DHCP

1.3.4.6 ¯ c \ i

“ ” web

↘ Ø´ web \ i

web

1-23 web

外置web认证
高级设置
说明：上网实名认证是指一种基于Web的认证，是一种对用户访问网络的权限进行控制的身份认证方法，这种认证方法不需要用户安装专用的客户端认证软件，使用普通的浏览器软件就可以进行身份认证。
服务器IP地址：
192.168.25.1
*
重定向主页：
http://www.baidu.com
*
认证方法：
所有服务器
【管理Radius服务器】
记账方法：
所有服务器
SNMP服务器：
【SNMP服务器】 *
选中开启认证：
电口
光口
可选端口
不可选端口
选中端口
聚合端口
1 3 5 7 9 11 13 15 17 19 21 23
全选
反选
取消选择
提示：可按住左键拖拽选取多个端口
选择的端口：
设备1 插槽0 S2910-24GT4SFP-UP-H：13-14
清除设置
保存设置

IP “ ”

3 ƒ f ´

1-24

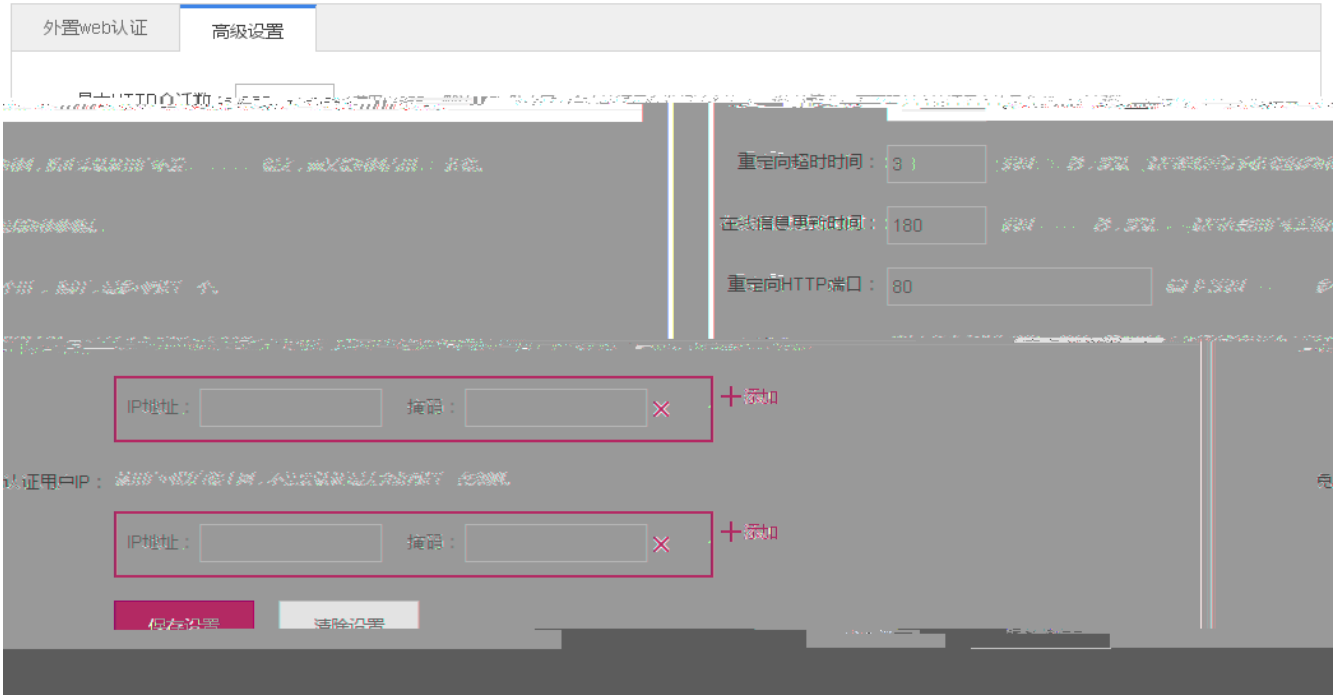
外置web认证
高级设置
重定向超时时间：
3
重定向HTTP端口：
80
IP地址：
掩码：
添加
IP地址：
掩码：
添加

-

IP “ ” “ ”

-

“ ” < > < >

“ ”

-

1 “ ” “ ”

2 “ ” < > “ ” “ ”

ARP ó Ó f ´

1-27 ARP

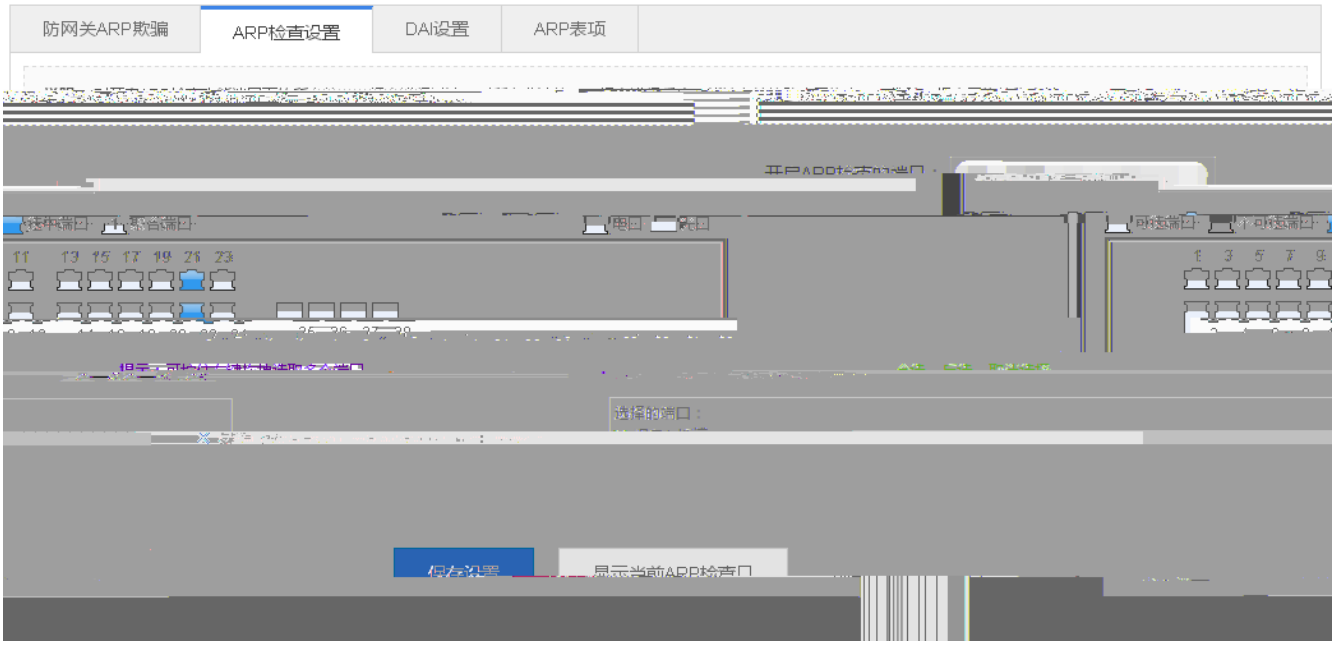

ARP

M˜ µ t/p,º ‰ ƒ1% (6 e ARP ö Aô5¤ (ì 7 ¸ ¬ JG3 e : Ä5LEÇ(ì 7 > ‰+^ m $ o ¼1% D ¸ þ C)5LEÇ ¼ ¸ % &ï 1 < t/p ‰ ƒ ARP ö > ?Jä ¸AßM˜ µ ˜ C t/p p ‰ ƒ ARP ö ,ºGƒ5¤(ì 7 >

DHCP Snooping 1 ,º1% # 6 e ARP ö >

DAI f´

1-28 DAI

1 VLAN DAI

DAI VLAN

2 DAI

DAI

M˜ µ t/p,º ‰ ƒ (6 e DAI 1 1% ,º Aô5¤(ì 7 ¸ ¬ JG3 e : Ä5LEÇ(ì 7 > ‰+^ m $ o ¼1% D ¸ þ C)5LEÇ ¼ ¸ % &ï 1 < t/p ‰ ƒ DAI 1 > ?Jä ¸AßM˜ µ ˜ C t/p p ‰ ƒ DAI 1 ,ºGƒ5¤(ì 7 >

DHCP Snooping 1 ,º1% # 6 e ARP ö >

ARP = •

1-29 ARP

- >>

1 “ ARP ”

2 “ ARP ” < > “ ”

-

1 “ ARP ”

2 “ ARP ” < > “ ”

-

IP MAC “ ” “ ” “ ARP ”

1.3.5.3 IP Source Guard

“ IP Source Guard ”

1-30

- IP Source Guard

  IP Source Guard “ ” “ ” IP Source Guard

- IP Source Guard

  “ IP Source Guard ” < > IP Source Guard

  < > “ ”

- IP So

- MAC IP VLAN ID “ ” “ ”
- “ ” < > < > “ ”
- 1 “ ” “ ”
2 “ ” < > “ ? ” “ ”

1.3.5.4 O L µ

Á ¯ f ´

1-32

- IP “ ” “ ”
- “ ” < > < > “ ”
- 1 “ ” “ ”

2 “ ” < > “ ? ” “ ”

μ –

1-33

基本设置
安全绑定
添加安全绑定地址
删除选中的安全绑定地址
端口
IP地址
MAC地址
VLAN ID
操作
无记录信息
条 共0条
首页
上一页
下一页
末页
1
确定
显示:

- IP “ ” “ ”
- “ ” < > < > “ ”
- 1 “ ” “ ” ♣ ”

“ ی ° “

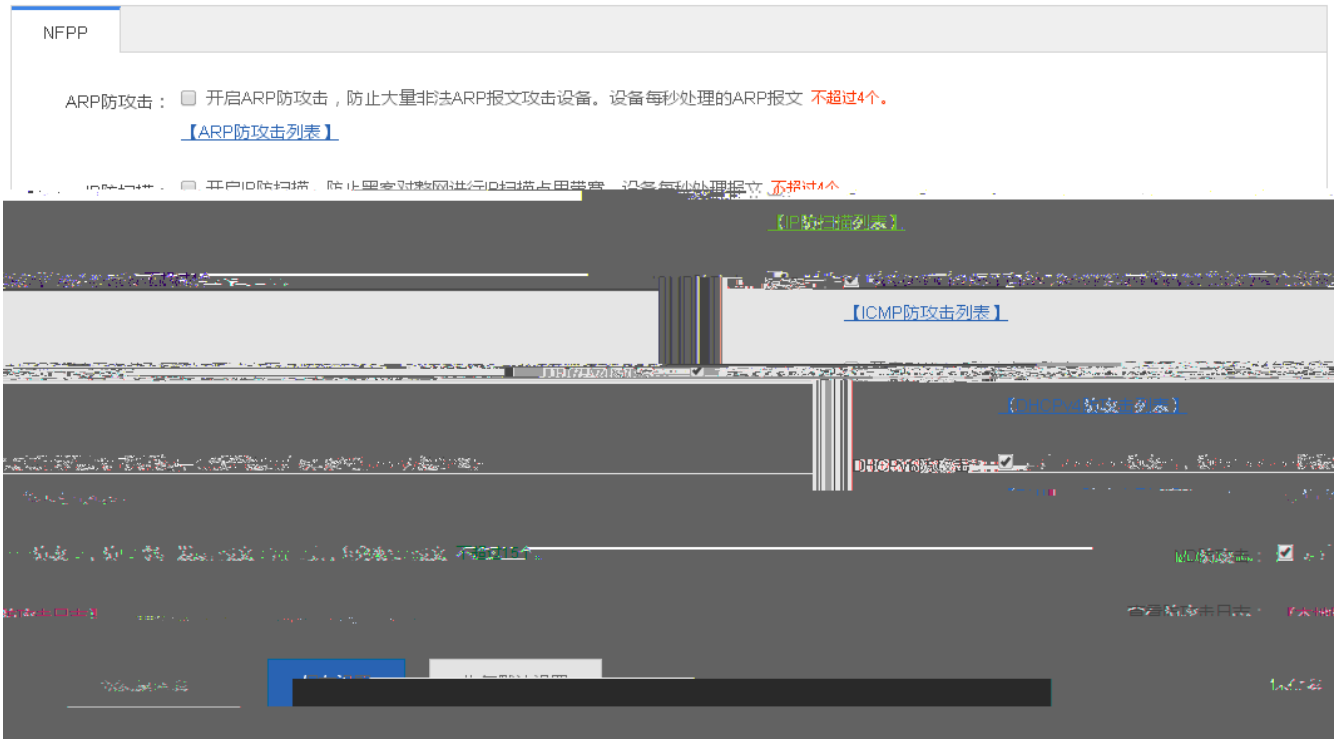
NFPP
ARP防攻击：
开启ARP防攻击，防止大量非法ARP报文攻击设备。设备每秒处理的ARP报文 不超过4个。
【ARP防攻击列表】
【IP扫描列表】
【ICMP防攻击列表】

“ ” “ ” “ ”

1.3.5.6 • › 0 ñ

1-35

-

“ ” “ ”

-

“ ” < > <

> “ ”

-

1 “ ” “ ”

2 “ ” < > “ ” “

”

1.3.6 ³ *f*

1.3.6.1 O L • õ

1-36

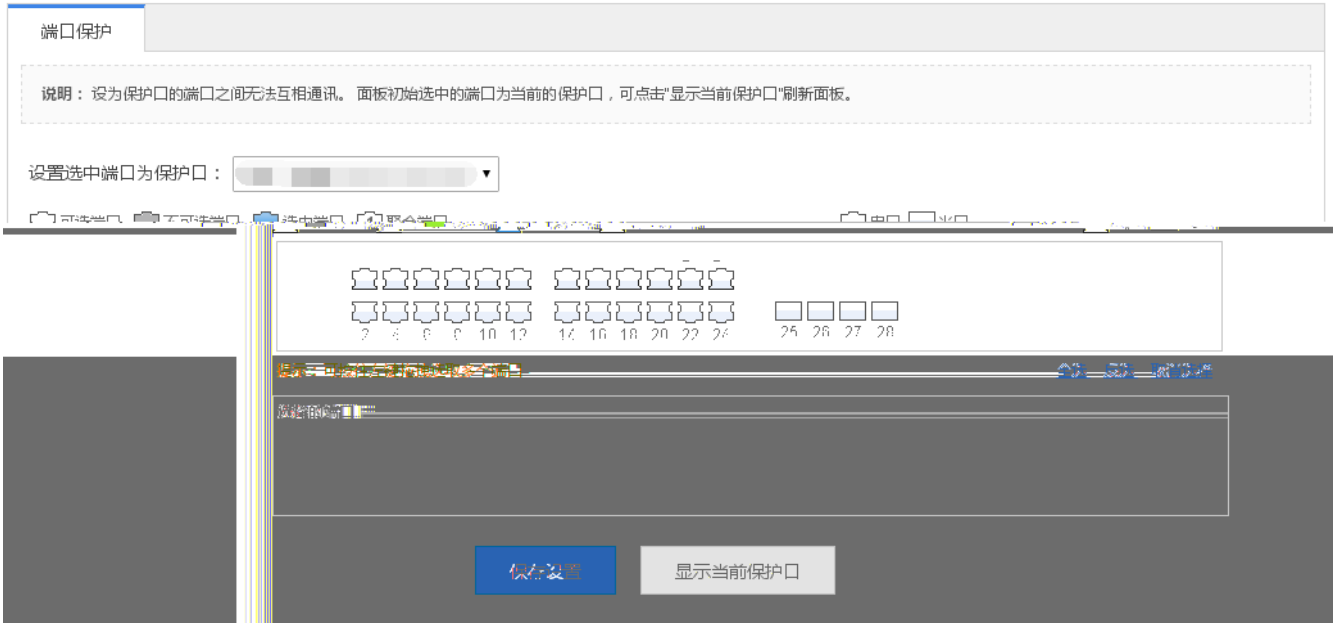
端口保护
说明：设为保护口的端口之间无法互相通讯。 面板初始选中的端口为当前的保护口，可点击"显示当前保护口"刷新面板。
设置选中端口为保护口：
显示当前保护口

“ DHCP ” < > DHCP < >
“ ”

- DHCP

1 “ DHCP ” “ DHCP ”

2 “ DHCP ” < > “ DHCP ” “ ”

- DHCP

<DHCP > DHCP

•4Æ © ¬ â

1-38

-

IP MAC “ ” “ ”

- “ ” < > < >
“ ”

-

1 “ ” “ ”

2 “ ” < > “ ” “ ”

Ð O æ =

1-39

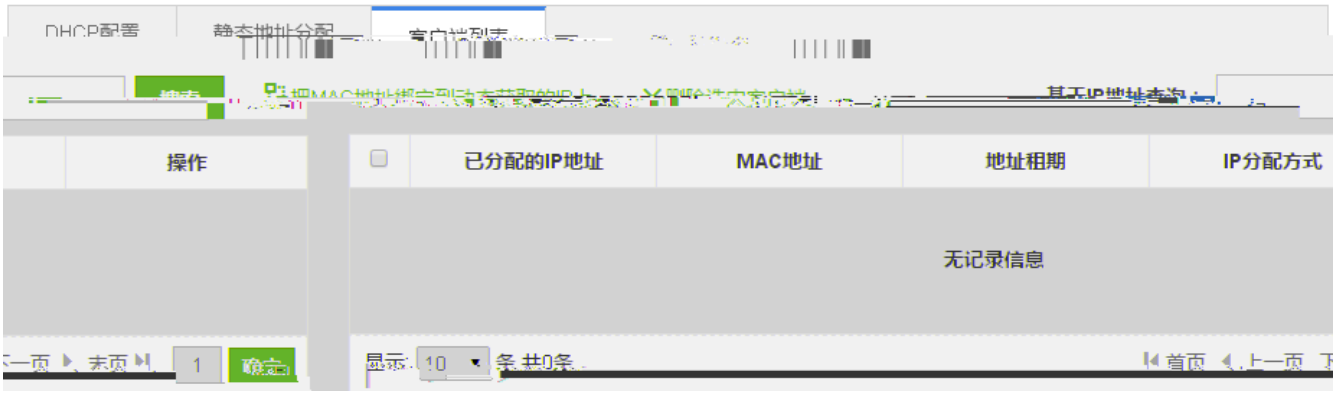

- IP

IP

- MAC IP

“ ” “ MAC IP ”

1.3.6.3 ACL

ACL æ =

ACL

1-40ACL

- ACL

“ ACL ” ACL “ ”

ACL IP “ ” “ ” ACL

- ACL

“ ACL ” < > ACL <
> “ ”

- ACL

1 “ ACL ” “ ”

2 “ ACL ” < > “ ” “ ”

- ACL

ACL “ ” “ ”

ACL • N

ACL

1-41 ACL

- ACL

ACL “ ” “ ” ACL

- ACL

“ ACL ” < > ACL <
> “ ”

- ACL

“ ACL ” “ ”

€ Ð ACL

ACL

1-42 ACL

- ACL

  ACL ACL “ ” “ ” ACL

- ACL

  “ ACL ” < > ACL <
  > “ ”

- ACL

“ ” < > < > “
”

●

1 “ ” “ ”

2 “ ” < > “ ” “ ”

[Ûf´

1-44

分类设置
策略设置
流设置
说明：策略动作发生在数据流分类完成后，应用于约束被分类的数据流所占用的传输带宽。
策略列表：
dsaff
添加策略
删除策略
添加策略规则
删除选中规则
无记录信息
一页 下一页 末页
1
确定
显示:
10
条 共0条
首页
上一

●

“ ” “ ”

●

“ ” < > “

1-45

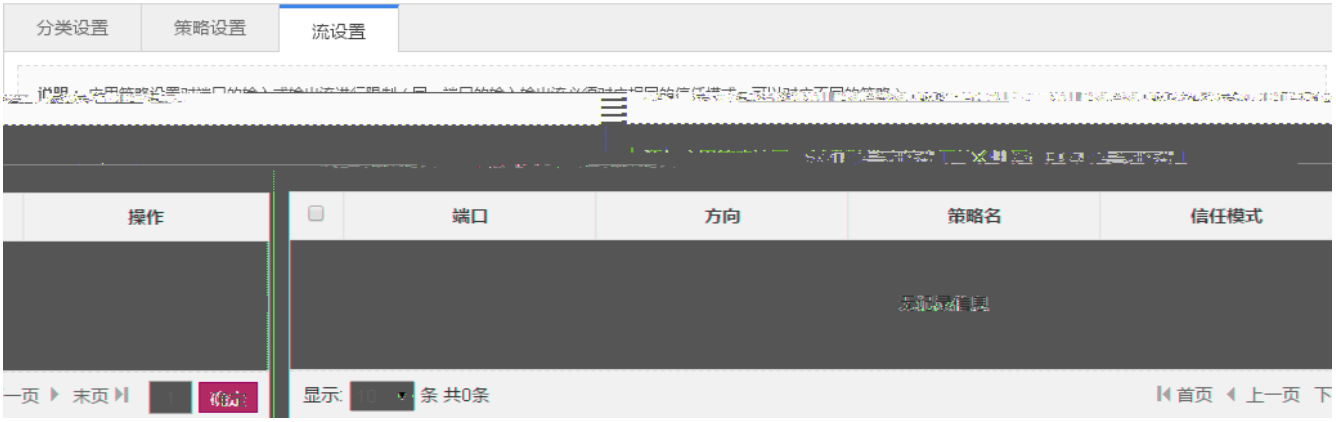

●

“ ” “ ”

●

1 “ ” < >

2 “ ” < > “ ” “ ”

1.3.7 x ž

“ ” CWMP Web

1.3.7.1 x ž f´

“ ” “ ” “ ” “ ” “ SNMP ” “ DNS ”

↘ x ž • N

1-46

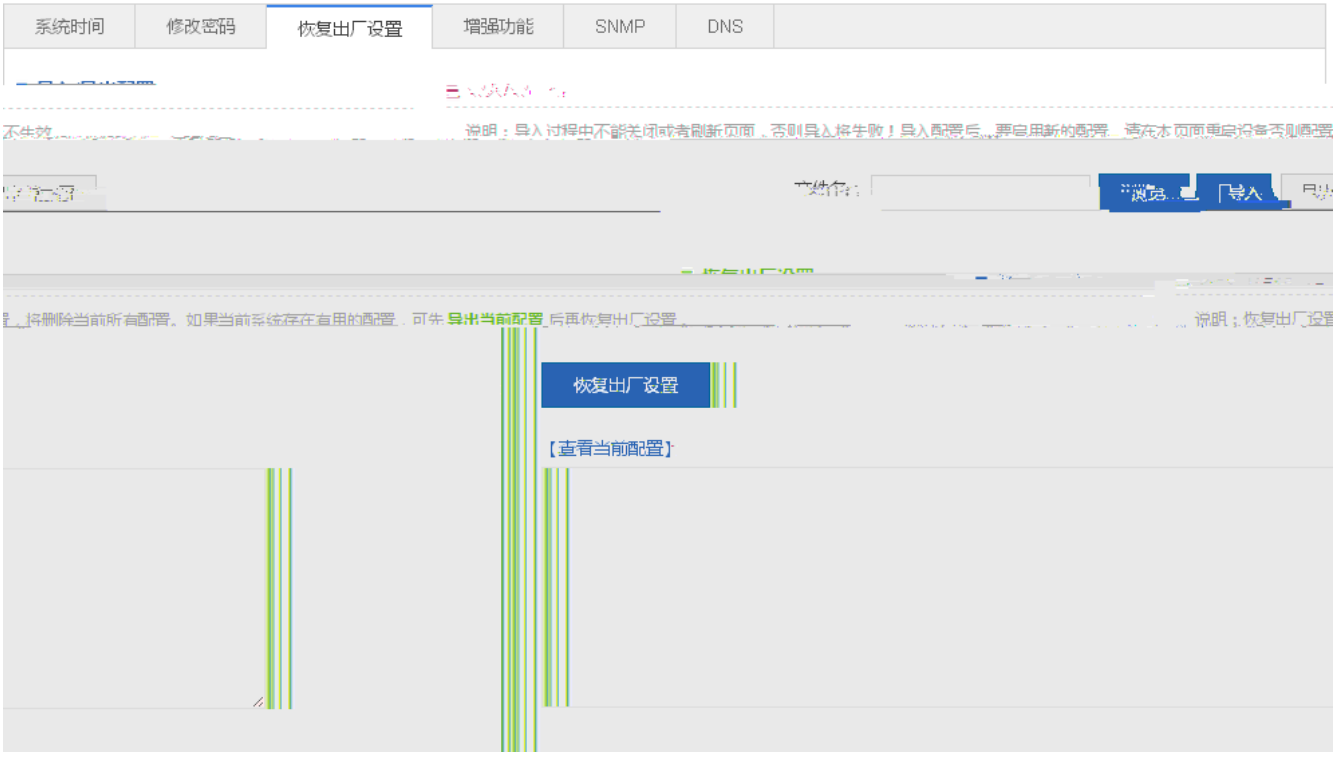

- /

-

< >

ì Ÿ ×

1-49

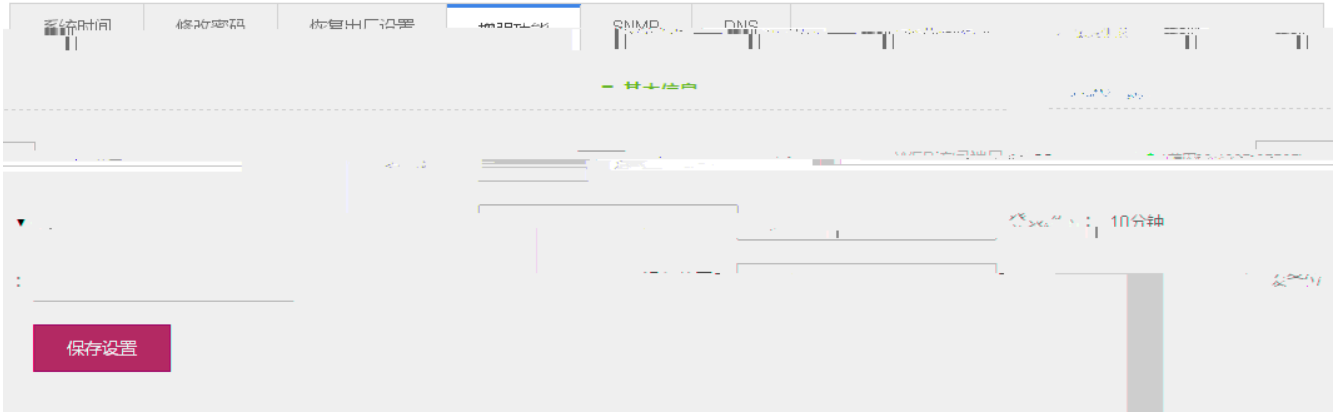

WEB

SNMP

SNMP

SNMP

1-50 SNMP

1.3.7.2 x ž ƒ

↘ ¯ © ƒ

1-52

bin < >

1.3.7.3 x ž z ¹

“ ” “ ”

↘ z ¹ § —

1-53

IP SYSLOG

↘ Ó x ž z ¹

1-54

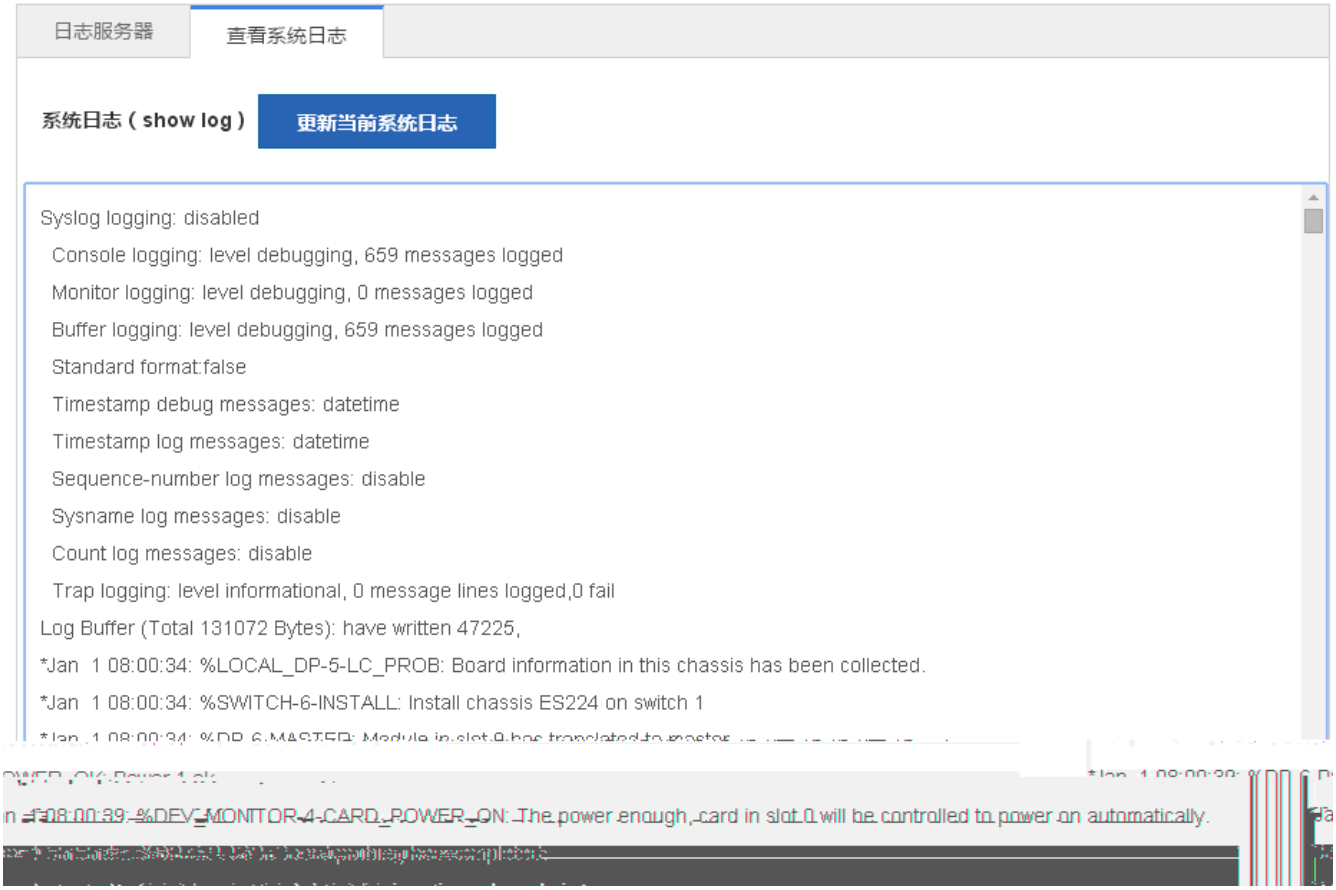
日志服务器
查看系统日志
系统日志（show log）
更新当前系统日志
Syslog logging: disabled
Console logging: level debugging, 659 messages logged
Monitor logging: level debugging, 0 messages logged
Buffer logging: level debugging, 659 messages logged
Standard format:false
Timestamp debug messages: datetime
Timestamp log messages: datetime
Sequence-number log messages: disable
Sysname log messages: disable
Count log messages: disable
Trap logging: level informational, 0 message lines logged,0 fail
Log Buffer (Total 131072 Bytes): have written 47225,
*Jan 1 08:00:34: %LOCAL_DP-5-LC_PROB: Board information in this chassis has been collected.
*Jan 1 08:00:34: %SWITCH-6-INSTALL: Install chassis ES224 on switch 1
08:00:39: %DEV_MONITOR-4-CARD_POWER_ON: The power enough, card in slot 0 will be controlled to power on automatically.

“ ”

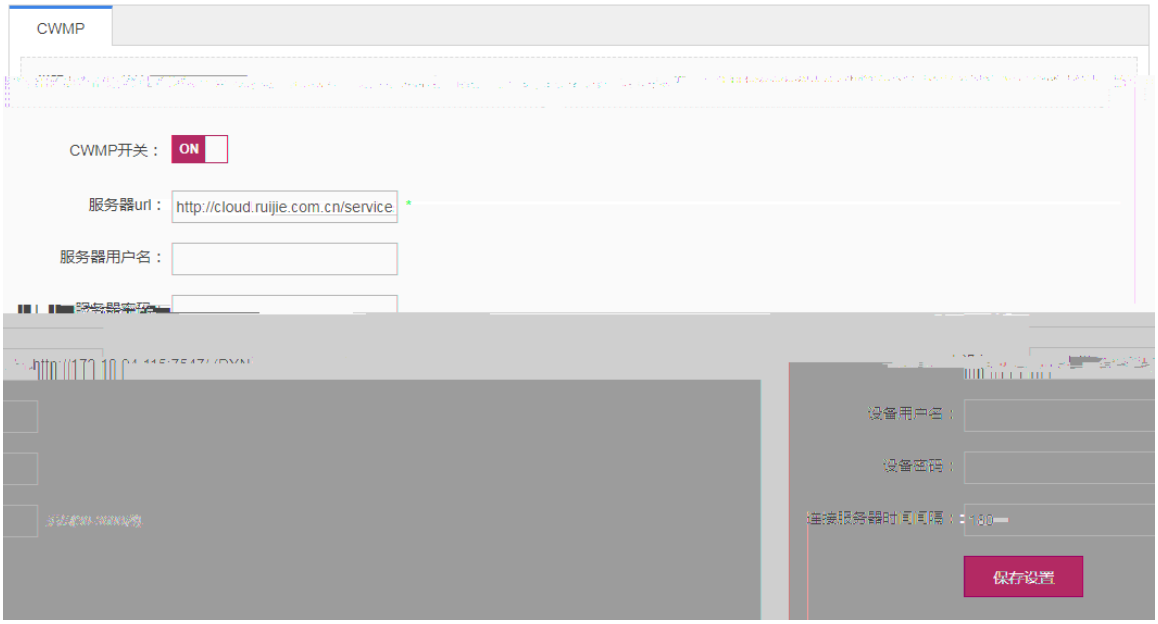

CWMP CWMP url url

1.3.7.5 ó Z ¯ ›

“ ping ” “ tracert ” “ ”

↘ Ping ó Z

Ping

1-55 ping

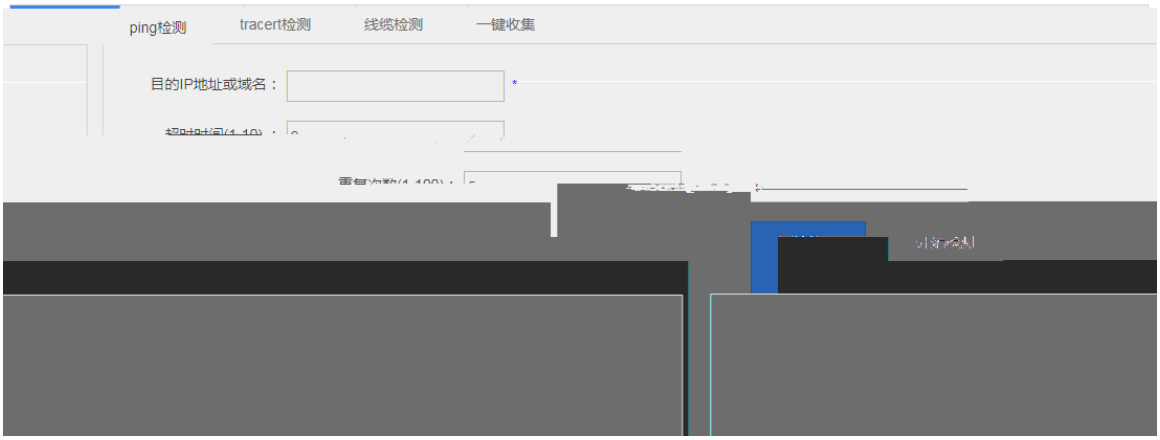

IP

tracert

1-56 tracert

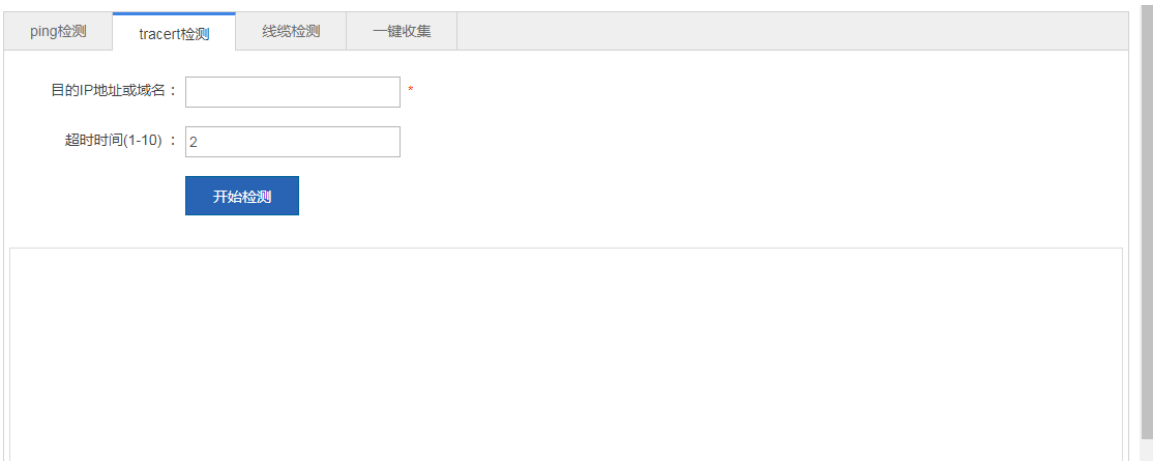

ping IP < >

Ž § ó Z

1-57

< > < >

1-58

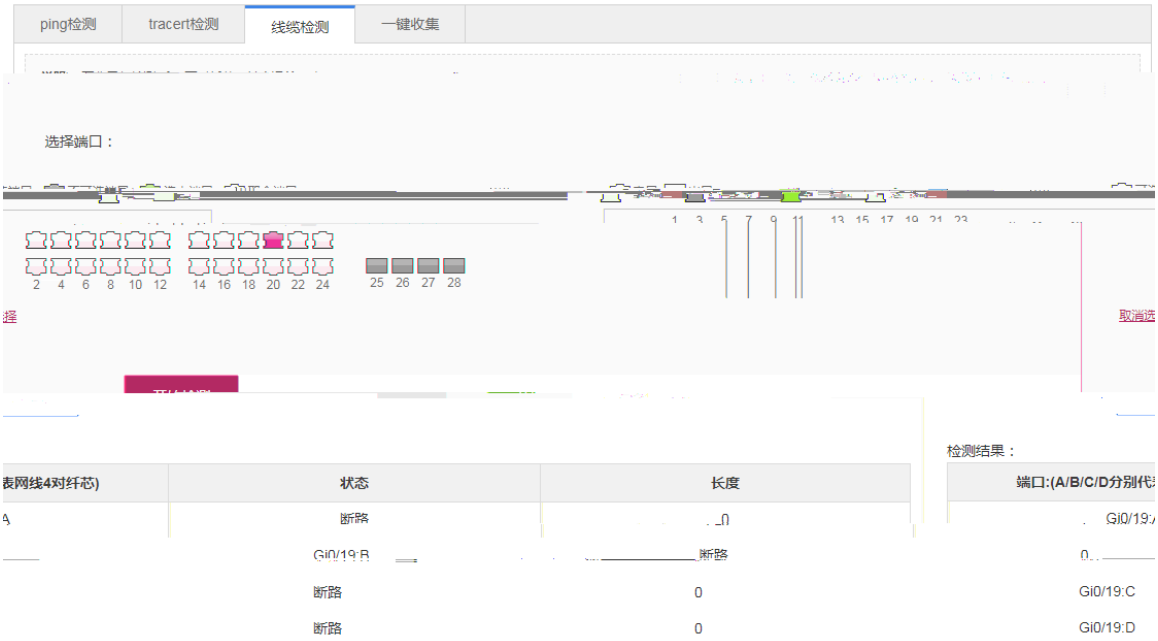

%• ? W s

1-59

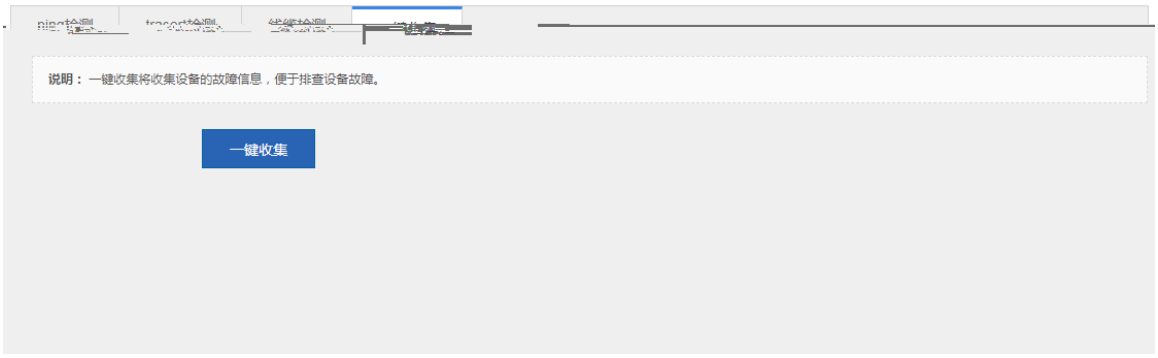

1.3.7.6 WEB 0 ñ U

CLI CLI “ ” “ TAB ”

“ ? ”

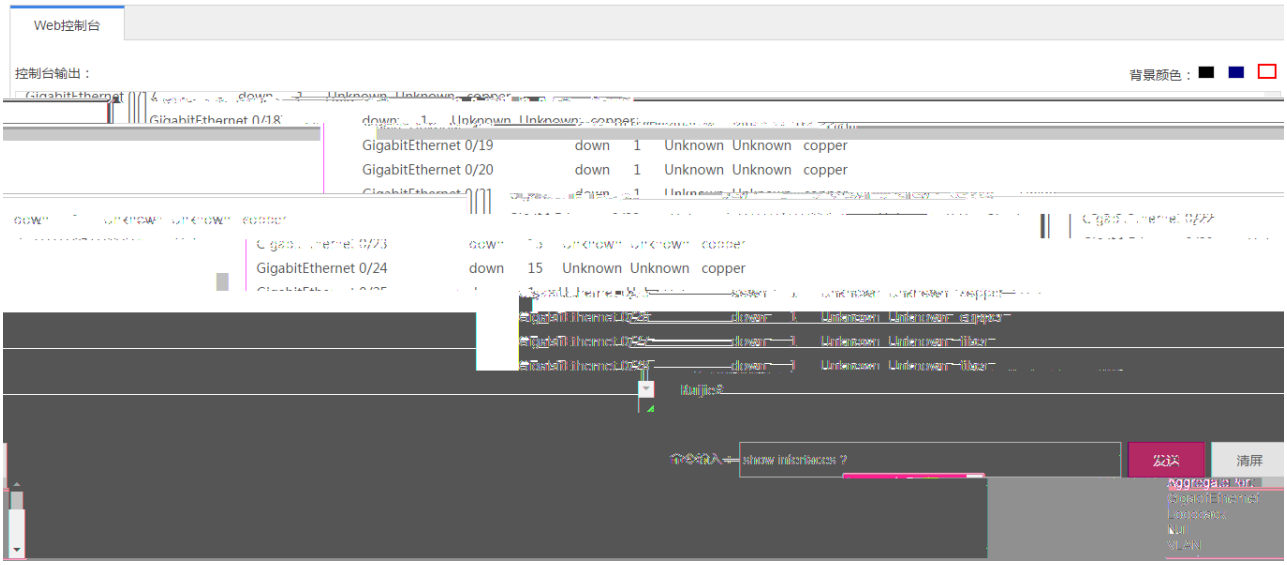
Web控制台
控制台输出：
背景颜色：
GigabitEthernet 0/19 down 1 Unknown Unknown copper
GigabitEthernet 0/20 down 1 Unknown Unknown copper
GigabitEthernet 0/24 down 15 Unknown Unknown copper
show interfaces ?
发送
清屏