

G0/25

G0/24



(SPAN)

SPAN


" "

access


access

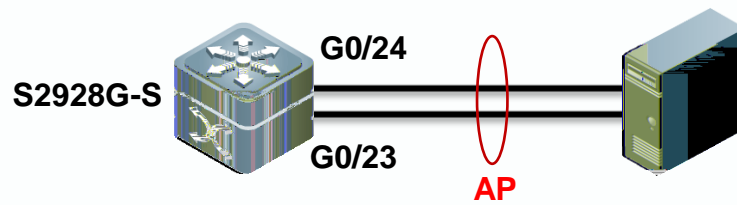
trunk

trunk



```
Ruijie>enable
Ruijie#configure terminal
Ruijie(config)#monitor session 1 source interface gigabitEthernet 0/25 both ----->
g0/25                                both
      both                            rx      monitor session 1 source interface gigabitEthernet 0/25 rx
      both                            tx
Ruijie(config)#monitor session 1 destination interface gigabitEthernet 0/24 switch -----> g0/24
      switch
Ruijie(config)#end
Ruijie#write ----->
```



S2928G-S

1.5G

1000M

2G



Aggregate Port

AP

AP

IEEE802.3ad

AP

AP


AP

AP

AP

LACP

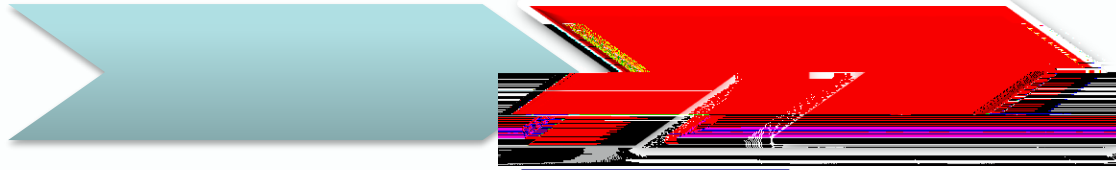
access



AP1
access vlan 201

```
ruijie(config)#interface aggregateport 1  
ruijie(config-if-Aggregateport 1)#  
ruijie(config)#interface gi0/23  
ruijie(config-if-GigabitEthernet 0/23)#port-group 1  
ruijie(config-if-GigabitEthernet 0/23)#exit  
ruijie(config)#interface gi0/24  
ruijie(config-if-GigabitEthernet 0/24)#port-group 1  
ruijie(config-if-GigabitEthernet 0/24)#end
```

AP1




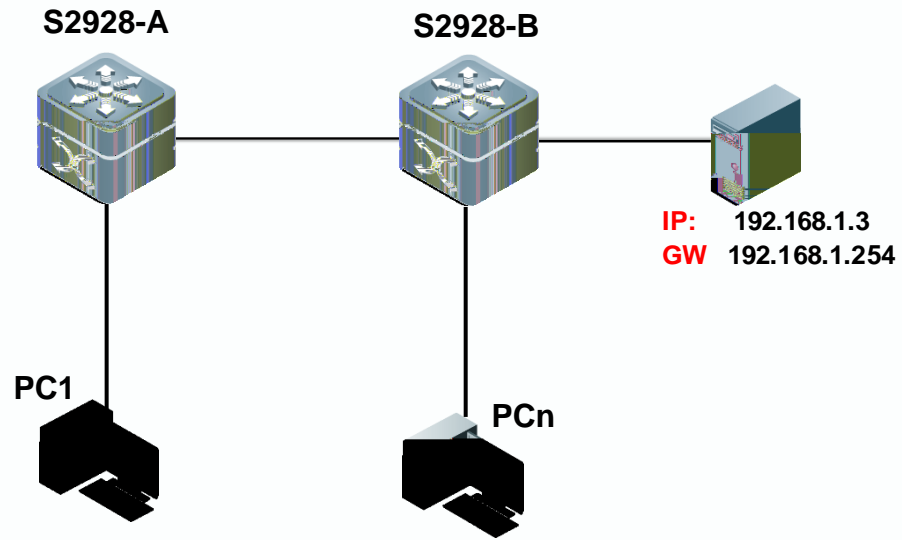
AP1

```
ruijie#show interfaces aggregateport 1
AggregatePort 1 is UP , line p
Hardware is Aggregate Link Ag
Interface address is: no ip addre
MTU 1500 bytes, BW 2000000 Kbit
----->
Members: (count=2)
  GigabitEthernet 0/23   Link Status: Up
  GigabitEthernet 0/24   Link Status: Up
```

2 AP1
2G

up
down






XX

S2928G-S

100


ghost

S2928G-S



```
S2928-A#conf terminal
S2928-A(config)#interface range gi0/1-24
S2928-A(config-if-range)#no storm-control broadcast
S2928-A(config-if-range)#no storm-control multicast
S2928-A(config-if-range)#flowcontrol off
S2928-A(config-if-range)#end
S2928-A#write
```


```
S2928-B#conf terminal
S2928-B(config)#interface range gi0/1-24
S2928-B(config-if-range)#no storm-control broadcast
S2928-B(config-if-range)#no storm-control multicast
S2928-B(config-if-range)#flowcontrol off
S2928-B(config-if-range)#end
S2928-
```

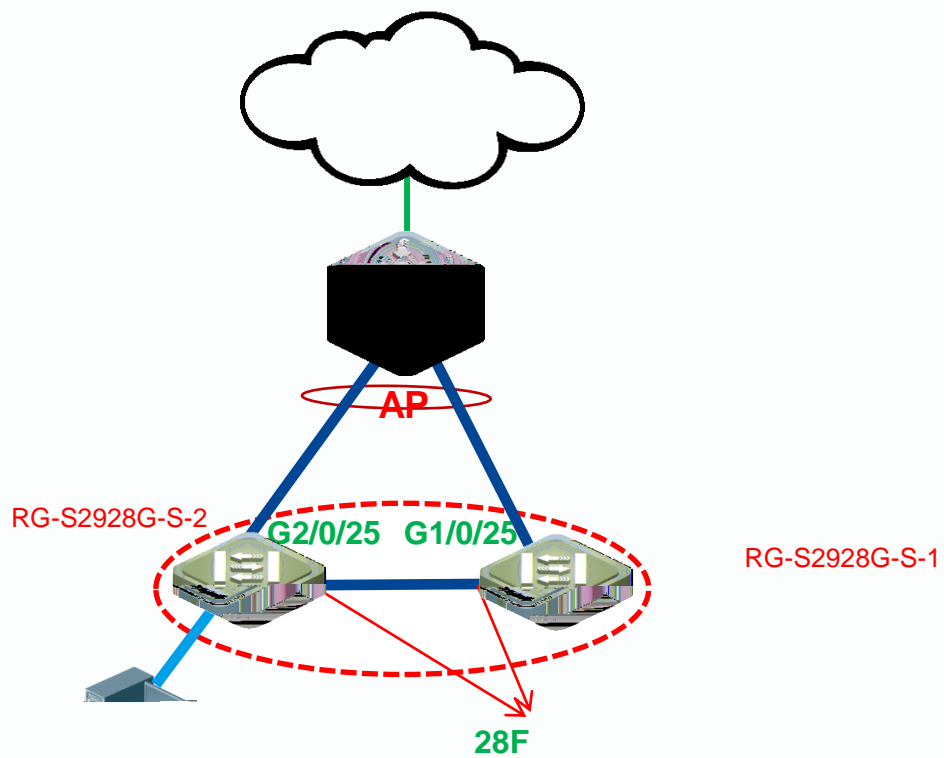


ruijie#show storm-control

Interface Broadcast Control Action Control Unicast Control Action

Interface	Broadcast Control	Action	Control	Unicast Control	Action
GigabitEthernet 0/1	Disabled	Disabled	1	%	none
GigabitEthernet 0/2	Disabled	Disabled	1	%	none
GigabitEthernet 0/23	Disabled	Disabled	1	%	none
GigabitEthernet 0/24	Disabled	Disabled	1	%	none





XX

RG-S2928G-S
PC



IP



1

+

1Gbps~10Gbps



4

2 S2928G-S

3

4 S2928G-S



S2928G-S

web

console

S2928G-S

S2928G-S

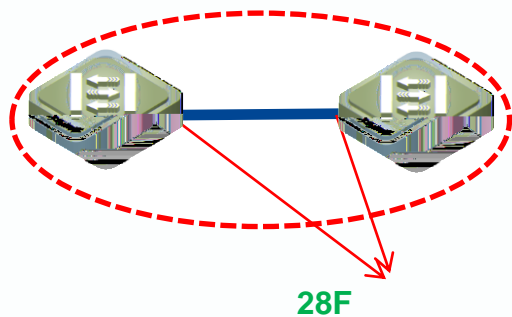
2.5G

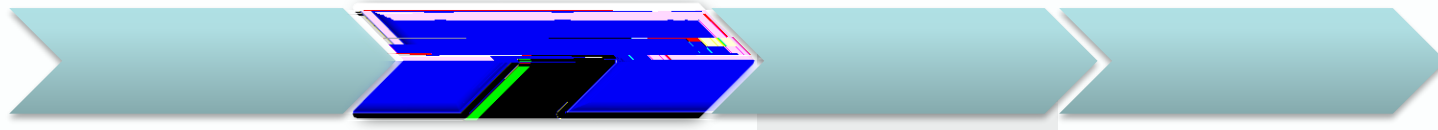
1

2.5G

S2928G-S

2





2.5G

RG-S2928G-S-1

```
ruijie#conf terminal
ruijie(config)#device-priority 10

ruijie(config)#device-description RG-S2928G-S-1

ruijie(config)#interface gigabitEthernet 0/28
ruijie(config-if-GigabitEthernet 0/28)#stack on
you must reload switch to change interface GigabitEthernet 0/28 to
stack mode!

ruijie#write
```

RG-S2928G-S-2

```
ruijie#conf terminal
ruijie(config)#device-description RG-S2928G-S-2

ruijie(config)#interface gigabitEthernet 0/28
ruijie(config-if-GigabitEthernet 0/28)#stack on
you must reload switch to change interface GigabitEthernet 0/28
to stack mode!

ruijie#write
```






		.chm	
RG-S2928G-S	RGOS 10.4(2b11)p1		.pdf
RG-S2928G-S	RGOS 10.4(2b11)p1		.pdf

www.ruijie.com.cn

www.ruijie.com.cn/service.aspx

support.ruijie.com.cn

webchat.ruijie.com.cn

4008-111-000