D

RG-AP730-L	10cm

■ 吸顶安装

[illegible]

架拧入并固定。

图 3-1 挂架吸顶安装



1) 在墙壁上钻 4 个直径 6mm 的安装孔，安装孔的中心距离为 53mm，挂架上的箭头方向朝上，在安装孔中敲入螺丝固定座后，用螺丝将将挂架拧入并固定。

图 3-4 挂架壁挂安装

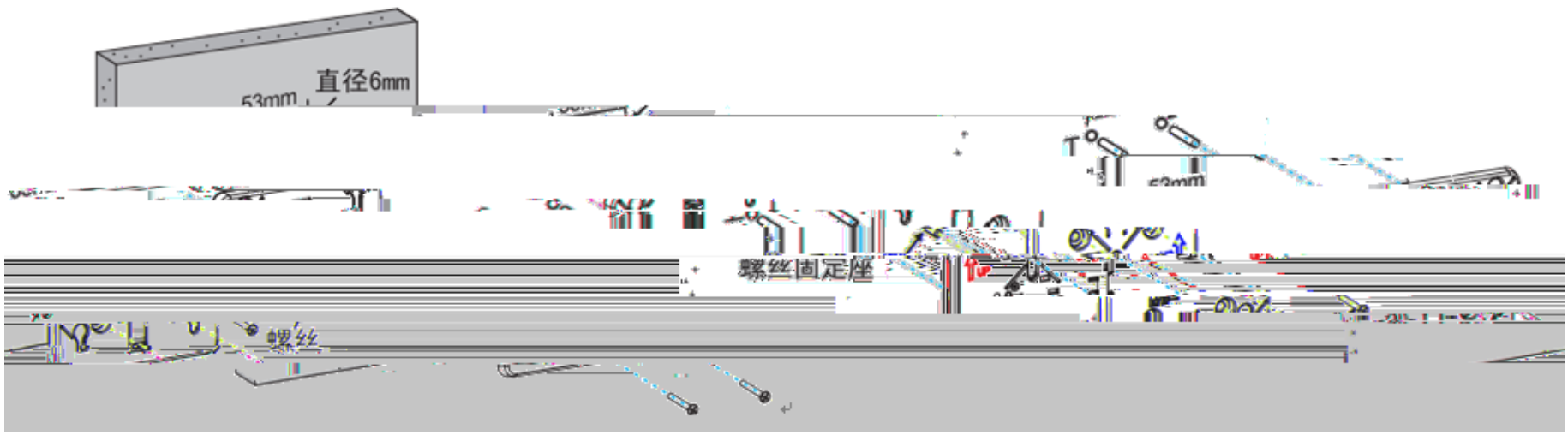

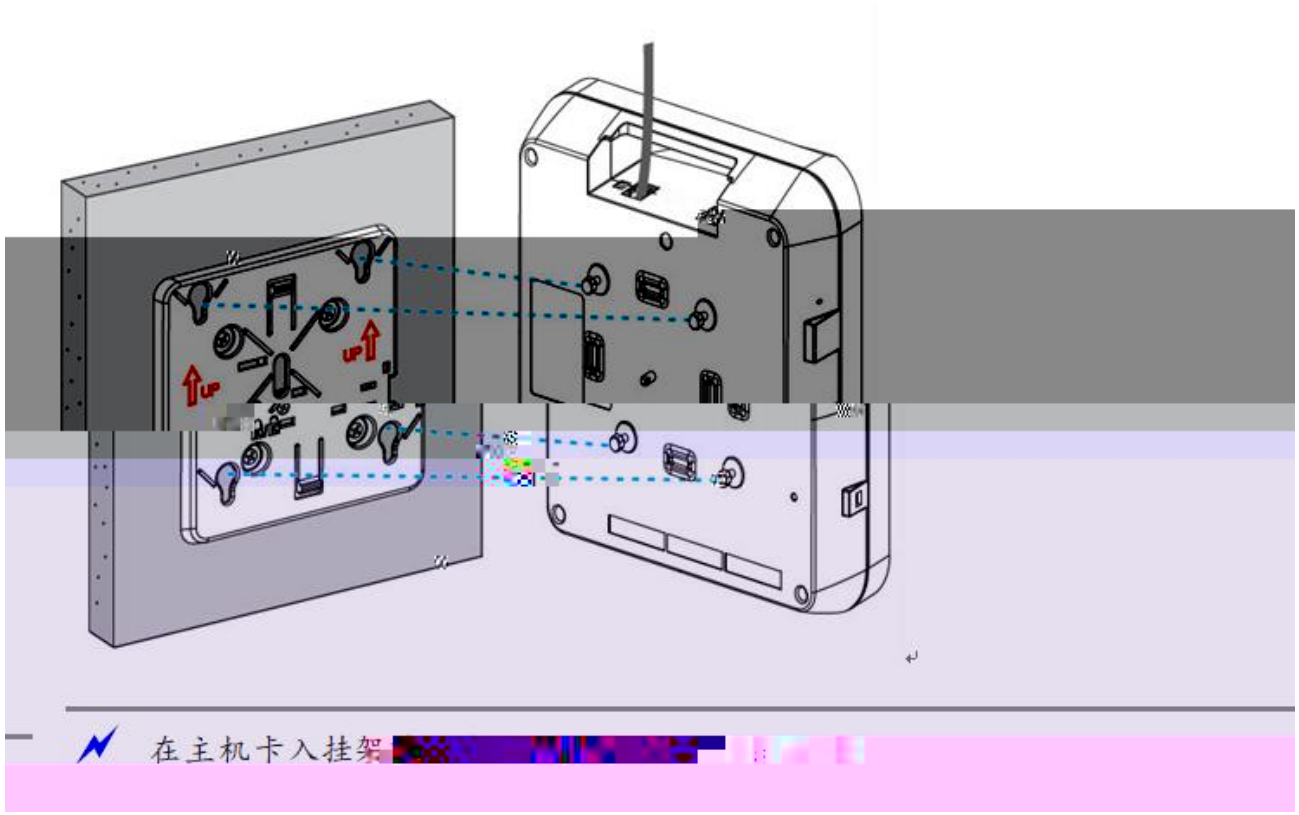
UP
UP
在主机卡入挂架



Console

CRT

9600/115200 8 1

CRT

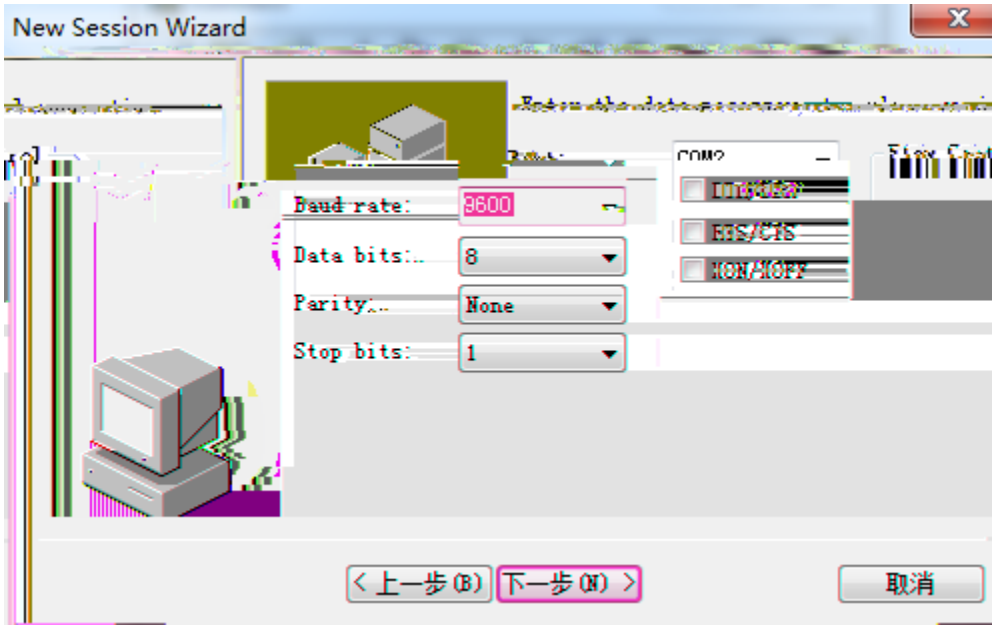

telnet

Enab

IP

Ruijie(config

Ruijie(config 0 4

Ruijie(config line)v 18(pass)-4(w)9(or)3(d)-6(x)5(x)5(x)]TETQ EMC /Span AC MID 21/Lang (en-US

Enable

Ruijie(config)# enable password xxx

( ):

Ruijie(config-if)# description xxx

IP

```
Ruijie(config)#  interface  gigabitethernet xxx
Ruijie(config-if)#  no switchport
Ruijie(config-if)#  ip address 192.168.1.1 255.255.255.0
Ruijie(config-if)#  no shutdown
Ruijie(config-if)#  end
```

:

```
Ruijie(config)#  ip route 192.168.1.0 255.255.255.0 10.1.1.1
```

192.168.1.0 10.1.1.1